

September

2022



Tyler County Treasurer's Report

INCLUDING MONTHLY INVESTMENT REPORT

SUBMITTED TO COMMISSIONER'S COURT BY LEANN MONK, TYLER COUNTY TREASURER

Table of Contents

| | |
|---------------------------------|---------|
| Treasurer's Report - | Sect. 1 |
| FNB Jasper Demand Accounts - | Sect. 2 |
| Investment Report - | Sect. 3 |
| Income/Expense Report - | Sect. 4 |
| Signatures/Approvals - | Sect. 5 |

Section 1

Treasurer's Report

Summary of the
Tyler County Treasurer's Monthly Report

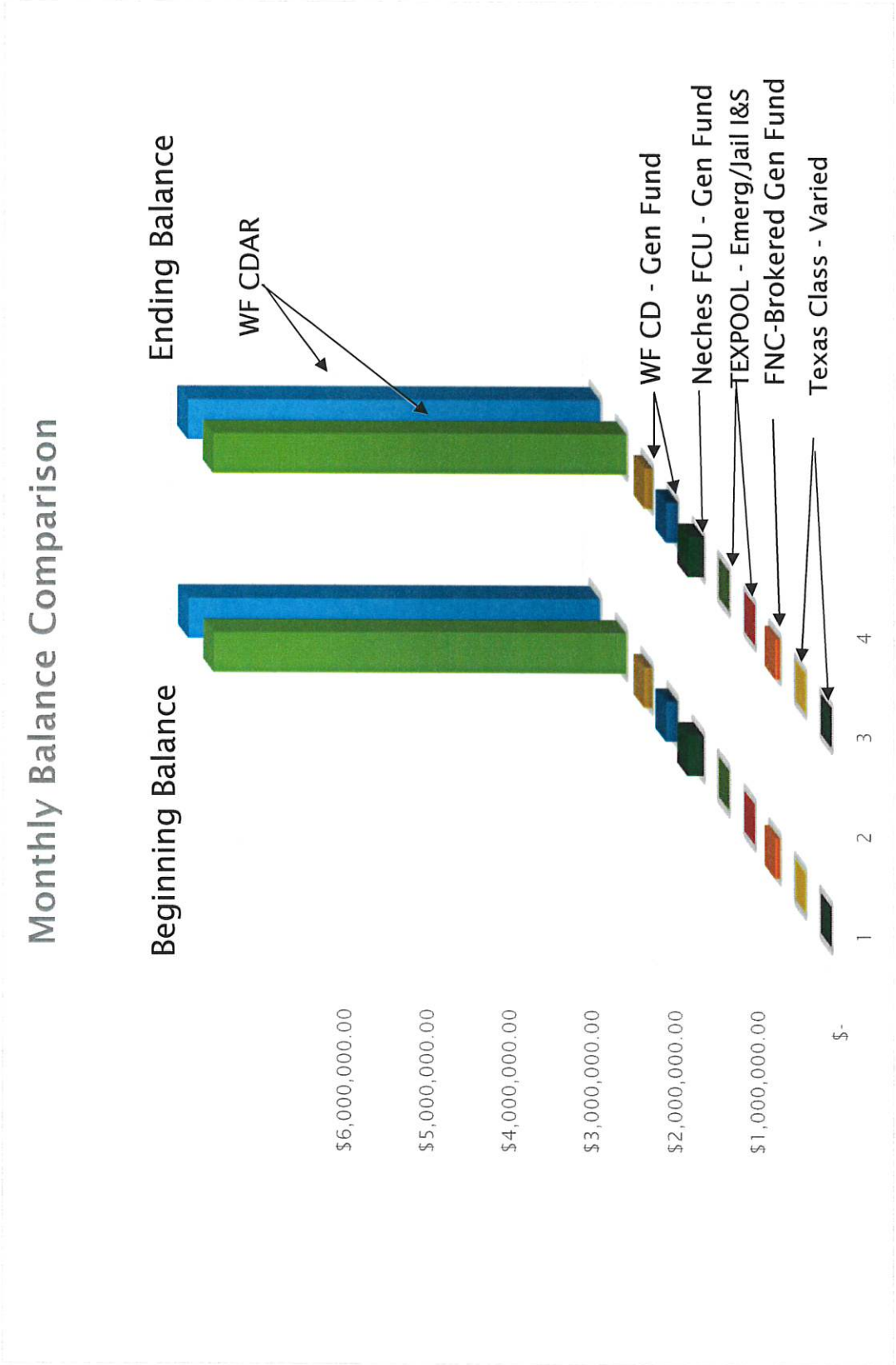
September 2022 Financial & Investment

| Demand Accounts | Beginning Balances | Month End Balance | Mo. Interest | YTD Interest | Comments: |
|------------------------|--------------------|-------------------------|--------------------|---------------------|-----------|
| Treasurer's Account | \$ 10,625,628.26 | \$ 9,909,823.18 | \$ 3,866.13 | \$ 42,361.45 | |
| Small Business Account | \$ - | \$ 57.50 | \$ - | \$ - | |
| Jail I&S | \$ 535,726.92 | \$ 535,860.49 | \$ 133.57 | \$ 848.34 | |
| Payroll | \$ 3,278.24 | \$ 950.40 | \$ - | \$ - | |
| Chapter 19 | \$ 5,000.05 | \$ 5,000.05 | \$ - | \$ - | |
| DEMAND AT HAND: | | \$ 10,452,191.62 | \$ 3,999.70 | \$ 43,209.79 | |

| Investments | Beginning Balance | Month End Balance | Mo. Interest | YTD Interest | |
|------------------------------------|-------------------------|-------------------------|---------------------|---------------------|---|
| FNB Treasurer's Account | See Above | See Above | \$ 3,866.13 | \$ 42,361.45 | |
| FNB Jail I&S | See Above | See Above | \$ 133.57 | \$ 848.34 | |
| Texas Class - Paper | \$ 26.78 | \$ 26.80 | \$ 0.02 | \$ 0.02 | |
| Texas Class - Gov't | \$ 7.01 | \$ 7.01 | \$ - | \$ - | |
| FNC - Brokered CD's | \$ 62,000.00 | \$ 62,000.00 | \$ - | \$ - | |
| TEXPOOL - Emer Fund | \$ 267.30 | \$ 268.20 | \$ 0.34 | \$ 0.90 | |
| TEXPOOL - Jail I & S | \$ 281.66 | \$ 282.58 | \$ 0.35 | \$ 0.92 | |
| Neches Federal CU | \$ 195,000.00 | \$ 195,000.00 | \$ 165.62 | \$ 1,463.85 | |
| FNB - Wichita Falls - CD | \$ 147,757.30 | \$ 147,757.30 | \$ - | \$ 515.74 | |
| FNB - Wichita Falls - CD | \$ 100,081.46 | \$ 100,081.46 | \$ - | \$ 670.96 | |
| FNB - CDARS | \$ 5,000,000.00 | \$ 5,012,904.07 | \$ 9,527.60 | \$ 12,904.07 | General Fund/CRRMP |
| FNB - CDARS | \$ 5,000,000.00 | \$ 5,015,211.62 | \$ 11,232.14 | \$ 15,211.62 | Disaster Emerg Fund, Countywide Right of Way, R&B 4 |
| TOTAL INVESTED: | \$ 10,533,539.04 | \$ 10,533,539.04 | \$ 24,925.77 | \$ 73,977.87 | |
| INVESTMENT INTEREST TOTALS: | | | \$ 24,925.77 | \$ 73,977.87 | |

Notice: This summary of the treasurer's report is not meant to replace the Official Treasurer's Report required by the Local Government Code Title 4, Subtitle B, Chapter 114.026 and as well as the PFIA, Government Code, Title 10, Subtitle F, Chapter 2256, Subchapter A, Sec. 2256.023. But instead to give a glance of the current status of the County's financial position. The original signed report is filed with the County Clerk. Respectfully submitted: Leann Monk, Tyler County Treasurer

Summary of the
Tyler County Treasurer's Monthly Report





Tyler County, TX

Treasurers Report Summary

Date Range: 08/01/2022 - 08/31/2022

| Fund | Beginning Cash Balance | Revenues | Expenses | Net Change Assets | Net Change Liabilities | Calculated Ending Balance | Actual Ending Balance | Calculated - Actual Ending |
|--|---------------------------|------------|------------|----------------------|---------------------------|------------------------------|--------------------------|-------------------------------|
| 010 - GENERAL FUND | 3,273,110.23 | 371,081.68 | 616,499.33 | 0.00 | 6,485.00 | 3,021,207.58 | 3,025,614.85 | -4,407.27 |
| 011 - ADVALOREM TAXES CLEARING | 0.00 | 0.00 | 0.00 | 0.00 | 0.00 | 0.00 | 0.00 | 0.00 |
| 012 - TC CHAPTER 19 | 5,000.05 | 0.00 | 0.00 | 0.00 | 0.00 | 5,000.05 | 5,000.05 | 0.00 |
| 015 - U. S. MARSHALL PRISONER REFUND | 0.00 | 0.00 | 0.00 | 0.00 | 0.00 | 0.00 | 0.00 | 0.00 |
| 016 - TC COLLECTION SP | 0.00 | 0.00 | 0.00 | 0.00 | 0.00 | 0.00 | 0.00 | 0.00 |
| 020 - GENERAL ROAD & BRIDGE | 0.00 | 44,415.17 | 44,415.17 | 0.00 | 0.00 | 0.00 | 0.00 | 0.00 |
| 021 - ROAD & BRIDGE I | 672,084.07 | 11,337.80 | 164,333.33 | 0.00 | 624.45 | 518,464.09 | 518,464.09 | 0.00 |
| 022 - ROAD & BRIDGE II | 170,088.72 | 155,453.08 | 281,198.47 | 0.00 | 985.36 | 43,357.97 | 43,357.97 | 0.00 |
| 023 - ROAD & BRIDGE III | 622,037.04 | 16,016.54 | 72,801.89 | 0.00 | 630.85 | 564,620.84 | 564,620.84 | 0.00 |
| 024 - ROAD & BRIDGE IV | 705,457.67 | 13,778.99 | 76,549.94 | 0.00 | 687.09 | 641,999.63 | 641,325.70 | 673.93 |
| 025 - TYLER CO AIRPORT | -37.71 | 2,523.23 | 2,490.92 | 0.00 | -5.40 | 0.00 | 0.00 | 0.00 |
| 026 - TYLER CO. RODEO ARENA/FAIRGRND | 31,399.14 | 16.61 | 1,723.14 | 0.00 | -4.46 | 29,697.07 | 29,697.07 | 0.00 |
| 027 - TDHCA OWNER OCCUPIED HOME GRAN | 0.00 | 0.00 | 0.00 | 0.00 | 0.00 | 0.00 | 0.00 | 0.00 |
| 028 - ECONOMIC DEVELOPMENT | 65,898.14 | 36.88 | 0.00 | 0.00 | 0.00 | 65,935.02 | 65,935.02 | 0.00 |
| 029 - BENEVOLENCE FUND | 4,463.51 | 0.00 | 0.00 | 0.00 | 0.00 | 4,463.51 | 4,463.51 | 0.00 |
| 030 - DIST CLK STATE APPROP | 49,597.49 | 27.76 | 0.00 | 0.00 | 0.00 | 49,625.25 | 49,625.25 | 0.00 |
| 031 - COUNTY CLERK RMP | 95,489.06 | 1,194.88 | 3,348.02 | 0.00 | -8.14 | 93,344.06 | 92,200.75 | 1,143.31 |
| 032 - C D A FORFEITURE | 9,172.08 | 5.13 | 0.00 | 0.00 | 0.00 | 9,177.21 | 9,177.21 | 0.00 |
| 033 - SHERIFF FORFEITURE | 0.00 | 0.00 | 0.00 | 0.00 | 0.00 | 0.00 | 0.00 | 0.00 |
| 034 - DISTRICT CLERK RMP | 5,829.09 | 533.56 | 0.00 | 0.00 | 0.00 | 6,362.65 | 6,362.65 | 0.00 |
| 035 - AMERICAN RESCUE PLAN ACT FUNDING | 2,344,549.69 | 0.00 | 87,280.78 | 0.00 | 0.00 | 2,257,268.91 | 2,257,268.91 | 0.00 |
| 036 - LIBRARY FUND | 80,409.64 | 603.67 | 2,933.91 | 0.00 | 0.00 | 78,079.40 | 78,079.40 | 0.00 |
| 037 - T C COLLECTION CENTER | 322,329.69 | 180.39 | 0.00 | 0.00 | 0.00 | 322,510.08 | 322,510.08 | 0.00 |
| 038 - VIOLENCE AGAINSTWOMEN SPEC PR | 0.00 | 0.00 | 0.00 | 0.00 | 0.00 | 0.00 | 0.00 | 0.00 |
| 039 - TXCDBG SMALL BUSINESS LOAN PRJ | 0.00 | 557.50 | 557.50 | 0.00 | 0.00 | 0.00 | 0.00 | 0.00 |
| 040 - TXCDBG WATER IMPROVEMENTS GRAN | 0.00 | 0.00 | 0.00 | 0.00 | 0.00 | 0.00 | 0.00 | 0.00 |
| 041 - PEACE OFFICER SERVICE FEES | 99,282.46 | 55.56 | 0.00 | 0.00 | 0.00 | 99,338.02 | 99,338.02 | 0.00 |
| 042 - HAVA GRANT/CARES ACT | 116,746.95 | 0.00 | 0.00 | 0.00 | 0.00 | 116,746.95 | 116,746.95 | 0.00 |
| 043 - JAIL INTEREST & SINKING | 535,726.92 | 133.57 | 0.00 | 0.00 | 0.00 | 535,860.49 | 535,860.49 | 0.00 |
| 044 - COURTHOUSE SECURITY | 95,722.36 | 718.19 | 7,778.57 | 0.00 | -15.19 | 88,677.17 | 88,677.17 | 0.00 |
| 045 - COUNTY-RMP | 101,071.05 | 66.57 | 0.00 | 0.00 | 0.00 | 101,137.62 | 101,137.62 | 0.00 |
| 046 - STATE-CRIME STOPPERS | 0.00 | 0.00 | 0.00 | 0.00 | 0.00 | 0.00 | 0.00 | 0.00 |
| 047 - COUNTY-WIDE RIGHT-OF-WAY FUNDB | 32,817.77 | 1,590.87 | 30,000.00 | 0.00 | 0.00 | 4,408.64 | 2,836.14 | 1,572.50 |
| 048 - EMERGENCY DISASTER RELIEF | 185,194.40 | 9,003.75 | 0.00 | 0.00 | 0.00 | 194,198.15 | 185,212.42 | 8,985.73 |
| 049 - C D A TRUST | 16,408.32 | 0.00 | 582.00 | 0.00 | 0.00 | 15,826.32 | 15,826.32 | 0.00 |
| 050 - C D A FEES | 781.86 | 0.00 | 0.00 | 0.00 | 0.00 | 781.86 | 781.86 | 0.00 |
| 051 - CDA STATE APPROPRIATIONS FUND | 78,242.22 | 43.79 | 0.00 | 0.00 | 0.00 | 78,286.01 | 78,286.01 | 0.00 |

Treasurers Report

Date Range: 08/01/2022 - 08/31/2022

| Fund | Beginning Cash Balance | Revenues | Expenses | Net Change Assets | Net Change Liabilities | Calculated Ending Balance | Actual Ending Balance | Calculated - Actual Ending |
|--|------------------------|----------|-----------|-------------------|------------------------|---------------------------|-----------------------|----------------------------|
| 052 - ALTERNATE DISPUTE RESOLUTION | 81,802.40 | 45.78 | 0.00 | 0.00 | 0.00 | 81,848.18 | 81,848.18 | 0.00 |
| 053 - ADULT PROBATION | 106,907.18 | 4,991.57 | 21,457.08 | 0.00 | -1,760.82 | 92,202.49 | 92,202.49 | 0.00 |
| 054 - JUVENILE PROBATION | 203,450.21 | 2,538.54 | 30,929.25 | 0.00 | -1,118.33 | 176,177.83 | 176,177.83 | 0.00 |
| 055 - STATE-CRIM JUSTICE PLANNING | 0.00 | 0.00 | 0.00 | 0.00 | 0.00 | 0.00 | 0.00 | 0.00 |
| 056 - STATE-JUDICIAL EDUCATION | 0.00 | 0.00 | 0.00 | 0.00 | 0.00 | 0.00 | 0.00 | 0.00 |
| 057 - STATE-LEOCE | 0.00 | 0.00 | 0.00 | 0.00 | 0.00 | 0.00 | 0.00 | 0.00 |
| 058 - STATE-JUVENILE DIVERSION | 0.00 | 0.00 | 0.00 | 0.00 | 0.00 | 0.00 | 0.00 | 0.00 |
| 059 - STATE-CVC | 0.00 | 0.00 | 0.00 | 0.00 | 0.00 | 0.00 | 0.00 | 0.00 |
| 060 - STATE-OCIF INSURANCE | 0.00 | 0.00 | 0.00 | 0.00 | 0.00 | 0.00 | 0.00 | 0.00 |
| 061 - STATE-DPS ARREST FEE | 0.00 | 0.00 | 0.00 | 0.00 | 0.00 | 0.00 | 0.00 | 0.00 |
| 062 - STATE-COMP REHABILITAT'N | 0.00 | 0.00 | 0.00 | 0.00 | 0.00 | 0.00 | 0.00 | 0.00 |
| 063 - STATE-GENERAL REVENUE | 0.00 | 0.00 | 0.00 | 0.00 | 0.00 | 0.00 | 0.00 | 0.00 |
| 064 - STATE-LAW ENFORCEMENT MGT | 0.00 | 0.00 | 0.00 | 0.00 | 0.00 | 0.00 | 0.00 | 0.00 |
| 065 - STATE-BREATH ALCOHOL TEST | 0.00 | 0.00 | 0.00 | 0.00 | 0.00 | 0.00 | 0.00 | 0.00 |
| 066 - STATE-LEOA | 0.00 | 0.00 | 0.00 | 0.00 | 0.00 | 0.00 | 0.00 | 0.00 |
| 067 - STATE-TLFTA | 0.00 | 0.00 | 0.00 | 0.00 | 0.00 | 0.00 | 0.00 | 0.00 |
| 068 - STATE-TIME PAYMENT | 0.00 | 0.00 | 0.00 | 0.00 | 0.00 | 0.00 | 0.00 | 0.00 |
| 069 - STATE-FUGITIVE APPREHENSION | 0.00 | 0.00 | 0.00 | 0.00 | 0.00 | 0.00 | 0.00 | 0.00 |
| 070 - STATE-CONSOLIDATED COURT COSTS | 0.00 | 0.00 | 0.00 | 0.00 | 0.00 | 0.00 | 0.00 | 0.00 |
| 071 - STATE-JUVENILE CRIME & DELINQ | 0.00 | 0.00 | 0.00 | 0.00 | 0.00 | 0.00 | 0.00 | 0.00 |
| 072 - TYLER COUNTY SEACH & RESCUE | 201.47 | 0.11 | 0.00 | 0.00 | 0.00 | 201.58 | 201.58 | 0.00 |
| 073 - JUSTICE COURT TECHNOLOGY FUND | 49,035.72 | 45.95 | 157.96 | 0.00 | 0.00 | 48,923.71 | 48,923.71 | 0.00 |
| 074 - HOMELAND SECURITY | 9,979.74 | 5.59 | 0.00 | 0.00 | 0.00 | 9,985.33 | 9,985.33 | 0.00 |
| 075 - STATE - CORR MGT INST TX/CRIM JUST CTR | 0.00 | 0.00 | 0.00 | 0.00 | 0.00 | 0.00 | 0.00 | 0.00 |
| 076 - EMERGENCY OPERATIONS CENTER | 290,695.33 | 158.02 | 8,266.34 | 0.00 | 59.27 | 282,527.74 | 282,527.74 | 0.00 |
| 077 - STATE-CHILD SAFETY SEAT & SEAT BELT VIOLATIONS | 0.00 | 0.00 | 0.00 | 0.00 | 0.00 | 0.00 | 0.00 | 0.00 |
| 078 - STATE-TRAFFIC FEE | 0.00 | 0.00 | 0.00 | 0.00 | 0.00 | 0.00 | 0.00 | 0.00 |
| 079 - STATE-BAIL BOND FEE | 0.00 | 0.00 | 0.00 | 0.00 | 0.00 | 0.00 | 0.00 | 0.00 |
| 080 - STATE-EMS TRAUMA FUND | 0.00 | 0.00 | 0.00 | 0.00 | 0.00 | 0.00 | 0.00 | 0.00 |
| 081 - STATE-SEXUAL ASSAULT PROGRAM | 0.00 | 0.00 | 0.00 | 0.00 | 0.00 | 0.00 | 0.00 | 0.00 |
| 082 - STATE-SUBSTANCE ABUSE FELONY | 0.00 | 0.00 | 0.00 | 0.00 | 0.00 | 0.00 | 0.00 | 0.00 |
| 083 - STATE-DNA TESTING FEE | 0.00 | 0.00 | 0.00 | 0.00 | 0.00 | 0.00 | 0.00 | 0.00 |
| 084 - STATE-CHILD ABUSE PREVENTION F | 0.00 | 0.00 | 0.00 | 0.00 | 0.00 | 0.00 | 0.00 | 0.00 |
| 085 - STATE-JUDICIAL SUPPORT FEES | 0.00 | 0.00 | 0.00 | 0.00 | 0.00 | 0.00 | 0.00 | 0.00 |
| 086 - STATE - JURY REIMBURSEMENT FEE | 0.00 | 0.00 | 0.00 | 0.00 | 0.00 | 0.00 | 0.00 | 0.00 |
| 087 - CVA COORDINATING TEAM | 0.00 | 0.00 | 0.00 | 0.00 | 0.00 | 0.00 | 0.00 | 0.00 |
| 088 - TJPC-TITLE IVE FUND | 36,183.66 | 20.25 | 0.00 | 0.00 | 0.00 | 36,203.91 | 36,203.91 | 0.00 |
| 089 - TYLER COUNTY NUTRITION CENTER | 53,326.04 | 153.41 | 2,678.69 | 0.00 | 0.00 | 50,800.76 | 50,800.76 | 0.00 |
| 090 - STATE-SPECIALTY COURT PROGRAM | 0.00 | 0.00 | 0.00 | 0.00 | 0.00 | 0.00 | 0.00 | 0.00 |
| 091 - TXCDBG DISASTER RECOVERY PROJE | 0.00 | 0.00 | 0.00 | 0.00 | 0.00 | 0.00 | 0.00 | 0.00 |
| 092 - '07 TXCDBG FLOOD DISASTER PROJ | 0.00 | 0.00 | 0.00 | 0.00 | 0.00 | 0.00 | 0.00 | 0.00 |
| 093 - PAYROLL ACCOUNT | 0.00 | 0.00 | 0.00 | 5,545.36 | -243.27 | -5,302.09 | -5,302.09 | 0.00 |
| 094 - STATE - INDIGENT DEFENSE FUND | 0.00 | 0.00 | 0.00 | 0.00 | 0.00 | 0.00 | 0.00 | 0.00 |

Treasurers Report

Date Range: 08/01/2022 - 08/31/2022

| Fund | Beginning Cash Balance | Revenues | Expenses | Net Change Assets | Net Change Liabilities | Calculated Ending Balance | Actual Ending Balance | Calculated - Actual Ending |
|---|------------------------|-------------------|---------------------|-------------------|------------------------|---------------------------|-----------------------|----------------------------|
| 095 - STATE- APPELLATE JUDICIAL FUND | 0.00 | 0.00 | 0.00 | 0.00 | 0.00 | 0.00 | 0.00 | 0.00 |
| 096 - CHILD WELFARE BOARD FUND | 8,937.35 | 5.00 | 0.00 | 0.00 | 0.00 | 8,942.35 | 8,942.35 | 0.00 |
| 097 - CHILD SAFETY FUND | 50,156.64 | 1,434.32 | 2,750.53 | 0.00 | -6.75 | 48,847.18 | 48,847.18 | 0.00 |
| 098 - TC DISASTER PROJECT ROUND II | 0.00 | 0.00 | 0.00 | 0.00 | 0.00 | 0.00 | 0.00 | 0.00 |
| 099 - TYLER COUNTY JUSTICE GRANT | 0.00 | 0.00 | 0.00 | 0.00 | 0.00 | 0.00 | 0.00 | 0.00 |
| 100 - DETCOG SOCIAL SERVICES BLOCK G | 0.00 | 0.00 | 0.00 | 0.00 | 0.00 | 0.00 | 0.00 | 0.00 |
| 101 - SUPPLEMENT COURT GUARDIANSHIP | 27,411.29 | 15.34 | 0.00 | 0.00 | 0.00 | 27,426.63 | 27,426.63 | 0.00 |
| 102 - WATER IMPROVEMENT GRANT-TC WATER SUPPLY | 0.00 | 0.00 | 0.00 | 0.00 | 0.00 | 0.00 | 0.00 | 0.00 |
| 103 - DISTRICT COURT CRIMINAL TECHNOLOGY FUND | 34,180.97 | 39.14 | 0.00 | 0.00 | 0.00 | 34,220.11 | 34,220.11 | 0.00 |
| 104 - Harvey Round 1 (CDBG) 20-065-087-C248 | 24,607.56 | 3,430.12 | 0.00 | 0.00 | 0.00 | 28,037.68 | 28,037.68 | 0.00 |
| 105 - GRANT | 0.00 | 0.00 | 0.00 | 0.00 | 0.00 | 0.00 | 0.00 | 0.00 |
| 106 - HURRICAN HARVEY ROUND 1 DRS-4332 | 0.00 | 0.00 | 0.00 | 0.00 | 0.00 | 0.00 | 0.00 | 0.00 |
| 107 - CDBG LOCAL BUYOUT/AQUISITION PROGRAM | 0.00 | 150,719.25 | 0.00 | 0.00 | 0.00 | 150,719.25 | 150,719.25 | 0.00 |
| 108 - TX CDBG SENIOR CITIZEN PROJECT | 0.00 | 0.00 | 0.00 | 0.00 | 0.00 | 0.00 | 0.00 | 0.00 |
| 109 - DETCOG COMMUNICATIONS GRANT | 0.00 | 0.00 | 0.00 | 0.00 | 0.00 | 0.00 | 0.00 | 0.00 |
| 110 - STATE MOVING VIOLATION FEES | 0.00 | 0.00 | 0.00 | 0.00 | 0.00 | 0.00 | 0.00 | 0.00 |
| 111 - COURTHOUSE RESTORATION | 158,573.85 | 0.00 | 0.00 | 0.00 | 0.00 | 158,573.85 | 158,573.85 | 0.00 |
| 112 - LEGISLATIVE SERVICES | 68,664.16 | 0.00 | 0.00 | 0.00 | 0.00 | 68,664.16 | 68,664.16 | 0.00 |
| 113 - CIVIL FEES - ADULT PROBATION | 58,295.01 | 392.82 | 0.00 | 0.00 | 0.00 | 58,687.83 | 58,687.83 | 0.00 |
| 114 - ELECTED OFFICIALS FUND | 0.00 | 0.00 | 0.00 | 0.00 | 0.00 | 0.00 | 0.00 | 0.00 |
| 980 - GENERAL FIXED ASSETS | 0.00 | 0.00 | 0.00 | 0.00 | 0.00 | 0.00 | 0.00 | 0.00 |
| 999 - POOLED CASH | 0.00 | 0.00 | 0.00 | -6,796.20 | 0.00 | 6,796.20 | 0.00 | 6,796.20 |
| Report Total: | 10,981,280.49 | 793,370.38 | 1,458,732.82 | -1,250.84 | 6,309.66 | 10,310,859.23 | 10,145,375.58 | 165,483.65 |

Section 2

Demand Accounts

(First National Bank, Jasper)



Tyler County, TX

Bank Statement Register

Payroll BNK

Period 8/1/2022 - 8/31/2022

Packet: BRPKT01464

Bank Statement

General Ledger

| | | | |
|-------------------|------------|--------------------------|-----------|
| Beginning Balance | 3,278.24 | Account Balance | -5,302.09 |
| Plus Debits | 408,882.12 | Less Outstanding Debits | 0.00 |
| Less Credits | 411,209.96 | Plus Outstanding Credits | 6,252.49 |
| Adjustments | 0.00 | Adjustments | 0.00 |
| Ending Balance | 950.40 | Adjusted Account Balance | 950.40 |

| | |
|---------------------------|--------|
| Statement Ending Balance | 950.40 |
| Bank Difference | 0.00 |
| General Ledger Difference | 0.00 |

CASH BALANCE CONSISTS OF THE FOLLOWING GENERAL LEDGER ACCOUNTS

093-10300

PAYROLL ACCOUNT

Cleared Deposits

| Item Date | Reference | Item Type | Description | Amount |
|----------------------------|----------------------------|-----------|------------------------|------------|
| 08/11/2022 | DEP0015086 | Deposit | CLPKT05105 BG:Currency | 201,080.57 |
| 08/30/2022 | DEP0015173 | Deposit | CLPKT05134 BG:Currency | 207,439.70 |
| Total Cleared Deposits (2) | | | | 408,520.27 |

Cleared Checks

| Item Date | Reference | Item Type | Description | Amount |
|---------------------------|-----------------------|-----------|-------------|-----------|
| 07/28/2022 | 90399 | Check | 90399 | -365.71 |
| 07/28/2022 | 90400 | Check | 90400 | -213.37 |
| 07/28/2022 | 90402 | Check | 90402 | -1,288.46 |
| 07/28/2022 | 90403 | Check | 90403 | -231.44 |
| 07/28/2022 | 90404 | Check | 90404 | -100.00 |
| 07/28/2022 | 90407 | Check | 90407 | -750.99 |
| 08/11/2022 | 90410 | Check | 90410 | -994.24 |
| 08/11/2022 | 90411 | Check | 90411 | -508.56 |
| 08/11/2022 | 90412 | Check | 90412 | -103.41 |
| 08/11/2022 | 90413 | Check | 90413 | -1,315.26 |
| 08/11/2022 | 90414 | Check | 90414 | -100.69 |
| 08/11/2022 | 90415 | Check | 90415 | -750.99 |
| 08/25/2022 | 90421 | Check | 90421 | -288.14 |
| 08/25/2022 | 90424 | Check | 90424 | -100.00 |
| 08/25/2022 | 90425 | Check | 90425 | -384.07 |
| Total Cleared Checks (15) | | | | -7,495.33 |

Cleared Other

| Item Date | Reference | Item Type | Description | Amount |
|-------------------------|-----------------------------|---------------|---|-------------|
| 12/31/2021 | MISC0000136 | Miscellaneous | Corrections to PY fund related to E.Marting | 361.85 |
| 01/01/2022 | MISC0000137 | Miscellaneous | Reverse Asset Portion of 12-31-21 JE relat | -361.85 |
| 08/11/2022 | DFT0002623 | Bank Draft | UNITED STATES TREASURY-IRS | -45,328.80 |
| 08/11/2022 | EFT0000040 | EFT | Payroll EFT | -151,801.30 |
| 08/25/2022 | DFT0002627 | Bank Draft | UNITED STATES TREASURY-IRS | -47,323.79 |
| 08/25/2022 | EFT0000041 | EFT | Payroll EFT | -158,898.89 |
| Total Cleared Other (6) | | | | -403,352.78 |

Outstanding Checks

| Item Date | Reference | Item Type | Description | Amount |
|-------------------------------|-----------------------|-----------|-------------|-----------|
| 11/12/2021 | 89873 | Check | 89873 | -38.79 |
| 12/02/2021 | 89967 | Check | 89967 | -22.16 |
| 03/18/2022 | 90097 | Check | 90097 | -177.32 |
| 04/11/2022 | 90169 | Check | 90169 | -36.00 |
| 05/18/2022 | 90196 | Check | 90196 | -54.00 |
| 08/11/2022 | 90409 | Check | 90409 | -177.32 |
| 08/25/2022 | 90422 | Check | 90422 | -213.37 |
| 08/25/2022 | 90423 | Check | 90423 | -231.44 |
| 08/31/2022 | 90426 | Check | 90426 | -2,301.51 |
| 08/31/2022 | 90427 | Check | 90427 | -853.50 |
| 08/31/2022 | 90428 | Check | 90428 | -2,147.08 |
| Total Outstanding Checks (11) | | | | -6,252.49 |



Tyler County, TX

Bank Statement Register

Transaction Summary

| Transaction Type | Count | Outstanding | Cleared | Total |
|------------------|-------|-------------|-------------|-------------|
| Bank Draft | 2 | 0.00 | -92,652.59 | -92,652.59 |
| Check | 26 | -6,252.49 | -7,495.33 | -13,747.82 |
| Deposit | 2 | 0.00 | 408,520.27 | 408,520.27 |
| EFT | 2 | 0.00 | -310,700.19 | -310,700.19 |
| Miscellaneous | 2 | 0.00 | 0.00 | 0.00 |
| | | -6,252.49 | -2,327.84 | -8,580.33 |



Tyler County, TX

Bank Statement Register

TC Chapter 19

Period 8/1/2022 - 8/31/2022

Packet: BRPKT01466

| Bank Statement | | General Ledger | |
|---------------------------|----------|--------------------------|----------|
| Beginning Balance | 5,000.05 | Account Balance | 5,000.05 |
| Plus Debits | 0.00 | Less Outstanding Debits | 0.00 |
| Less Credits | 0.00 | Plus Outstanding Credits | 0.00 |
| Adjustments | 0.00 | Adjustments | 0.00 |
| Ending Balance | 5,000.05 | Adjusted Account Balance | 5,000.05 |
| Statement Ending Balance | | 5,000.05 | |
| Bank Difference | | 0.00 | |
| General Ledger Difference | | 0.00 | |

CASH BALANCE CONSISTS OF THE FOLLOWING GENERAL LEDGER ACCOUNTS

012-10211

TC CHAPTER 19



Tyler County, TX

Bank Statement Register

Jail Interest Sink Account

Period 8/1/2022 - 8/31/2022

Packet: BRPKT01468

Bank Statement

General Ledger

| | | | |
|-------------------|------------|--------------------------|------------|
| Beginning Balance | 535,726.92 | Account Balance | 535,726.92 |
| Plus Debits | 0.00 | Less Outstanding Debits | 0.00 |
| Less Credits | 0.00 | Plus Outstanding Credits | 0.00 |
| Adjustments | 133.57 | Adjustments | 133.57 |
| Ending Balance | 535,860.49 | Adjusted Account Balance | 535,860.49 |

| | |
|---------------------------|------------|
| Statement Ending Balance | 535,860.49 |
| Bank Difference | 0.00 |
| General Ledger Difference | 0.00 |

CASH BALANCE CONSISTS OF THE FOLLOWING GENERAL LEDGER ACCOUNTS

| | |
|-----------|----------------------|
| 043-10100 | TREASURER'S CHECKING |
| 043-10220 | BANK ACCT |

Adjustments

| Item Date | Reference | Item Type | Description | Offsetting Account Number | Amount |
|-----------------------|------------|-----------|-------------|---------------------------|--------|
| 08/31/2022 | INT0000363 | Interest | INTEREST | 043-35100 | 133.57 |
| Total Adjustments (1) | | | | | 133.57 |



Tyler County, TX

Bank Statement Register

Small Business Loan

Period 8/1/2022 - 8/31/2022

Packet: BRPKT01467

| Bank Statement | | General Ledger | |
|-------------------|--------|--------------------------|--------|
| Beginning Balance | 0.00 | Account Balance | 0.00 |
| Plus Debits | 557.50 | Less Outstanding Debits | 0.00 |
| Less Credits | 0.00 | Plus Outstanding Credits | 557.50 |
| Adjustments | 0.00 | Adjustments | 0.00 |
| Ending Balance | 557.50 | Adjusted Account Balance | 557.50 |

| | |
|---------------------------|--------|
| Statement Ending Balance | 557.50 |
| Bank Difference | 0.00 |
| General Ledger Difference | 0.00 |

CASH BALANCE CONSISTS OF THE FOLLOWING GENERAL LEDGER ACCOUNTS

- 039-10100 TREASURER'S CHECKING
- 039-10201 SMALL BUSINESS LOAN :

Cleared Deposits

| Item Date | Reference | Item Type | Description | Amount |
|----------------------------|----------------------------|-----------|------------------------|--------|
| 08/23/2022 | DEP0015146 | Deposit | CLPKT05125 BG:Currency | 557.50 |
| Total Cleared Deposits (1) | | | | 557.50 |

Outstanding Checks

| Item Date | Reference | Item Type | Description | Amount |
|------------------------------|----------------------|-----------|----------------------------|---------|
| 08/25/2022 | 1142 | Check | TEXAS DEPT. OF AGRICULTURE | -557.50 |
| Total Outstanding Checks (1) | | | | -557.50 |



Tyler County, TX

Bank Statement Register

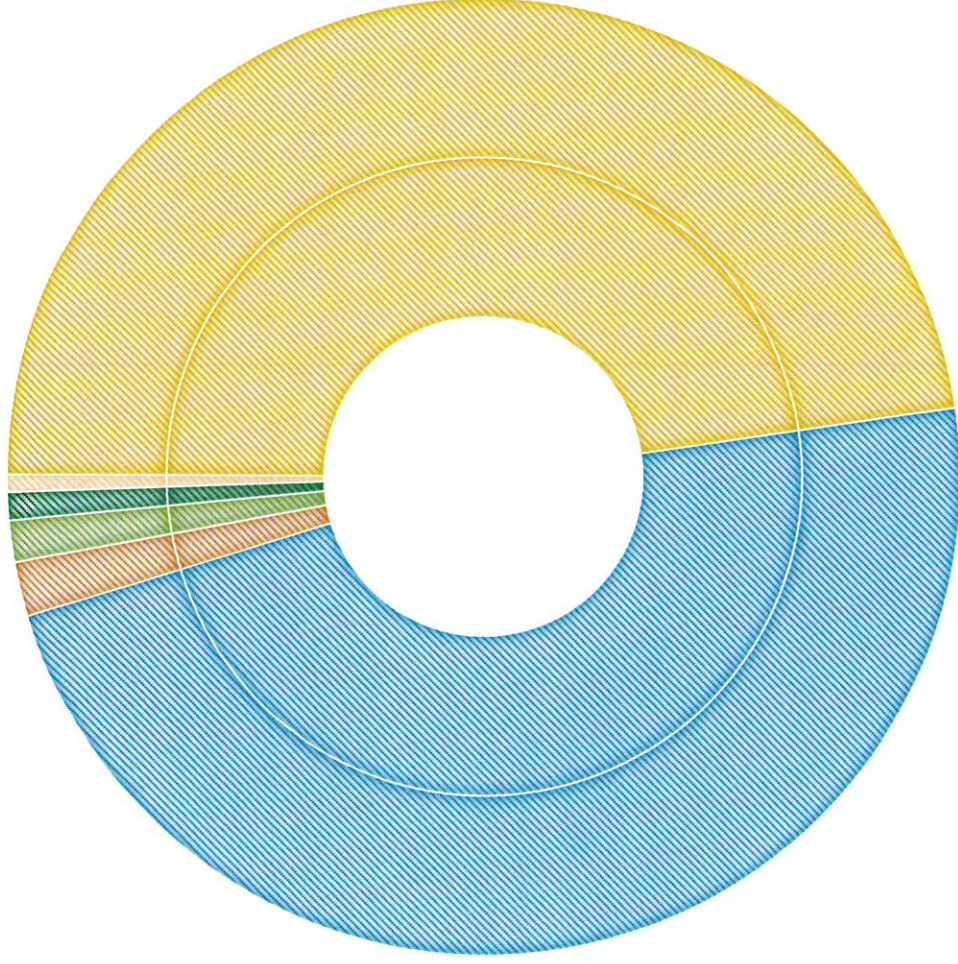
Transaction Summary

| Transaction Type | Count | Outstanding | Cleared | Total |
|------------------|-------|-------------|---------|---------|
| Check | 1 | -557.50 | 0.00 | -557.50 |
| Deposit | 1 | 0.00 | 557.50 | 557.50 |
| | | -557.50 | 557.50 | 0.00 |

Section 3

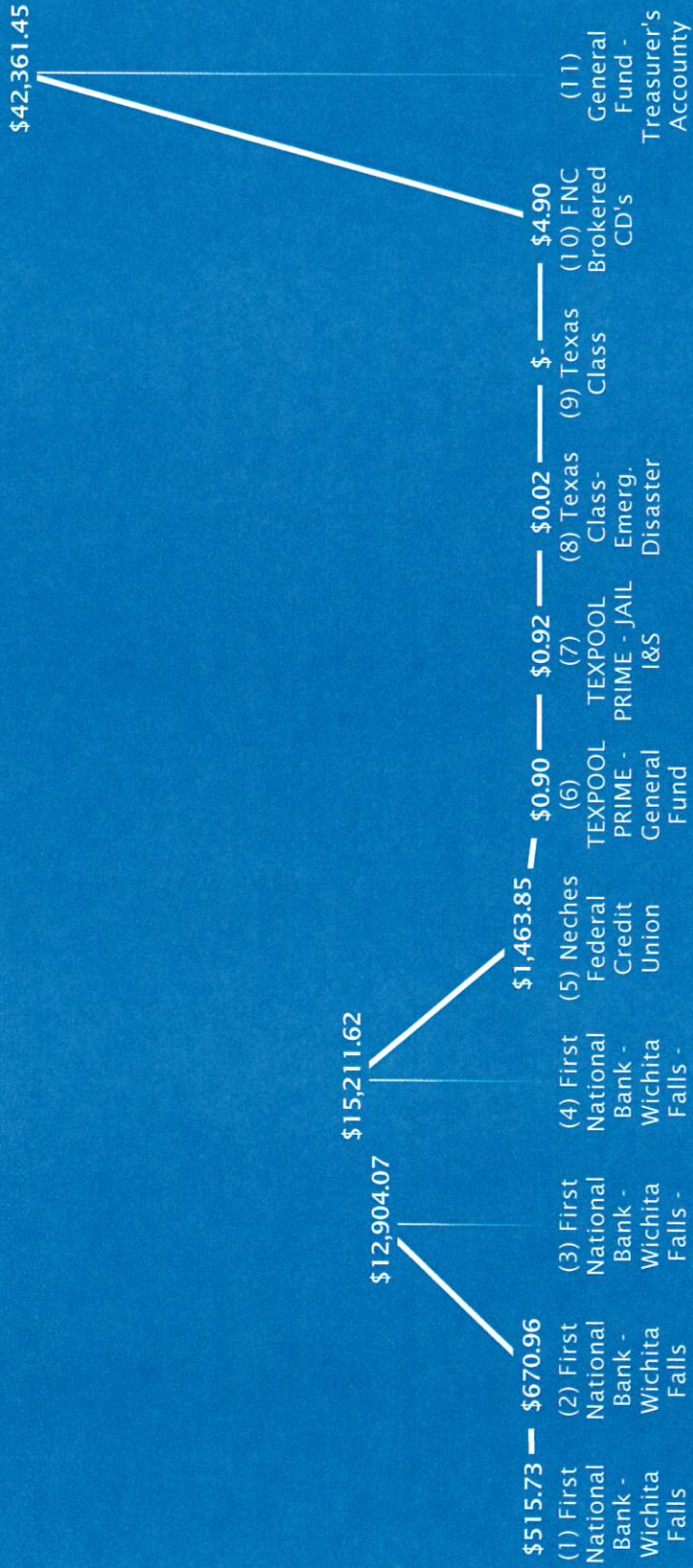
Investment Report

Current Investment

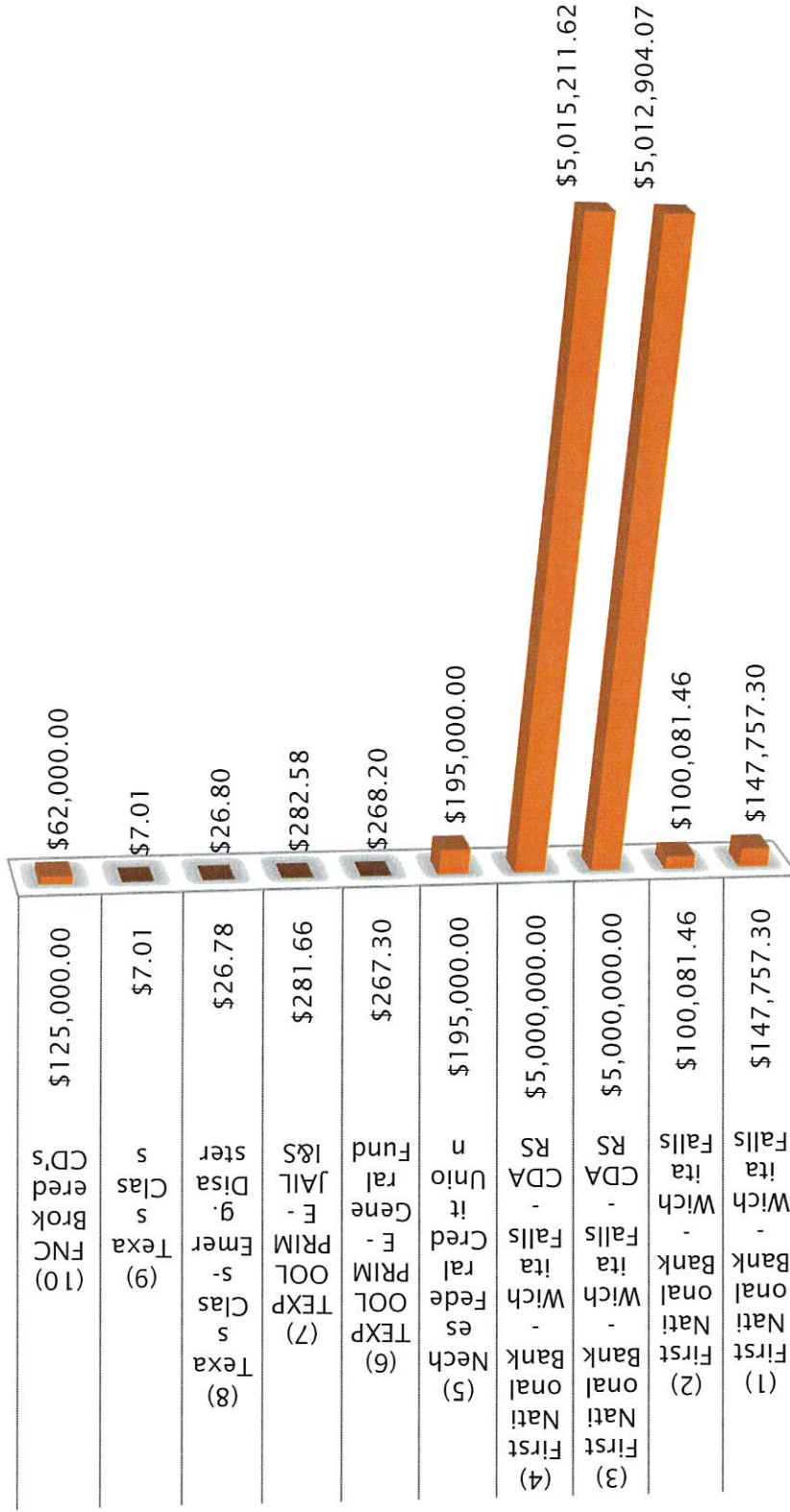


- (1) First National Bank - Wichita Falls
- (2) First National Bank - Wichita Falls
- (3) First National Bank - Wichita Falls - CDARS
- (4) First National Bank - Wichita Falls - CDARS
- (5) Neches Federal Credit Union
- (6) TEXPOOL PRIME - General Fund
- (7) TEXPOOL PRIME - JAIL I&S
- (8) Texas Class- Emerg. Disaster
- (9) Texas Class
- (10) FNC Brokered CD's

YTD DIVIDENDS



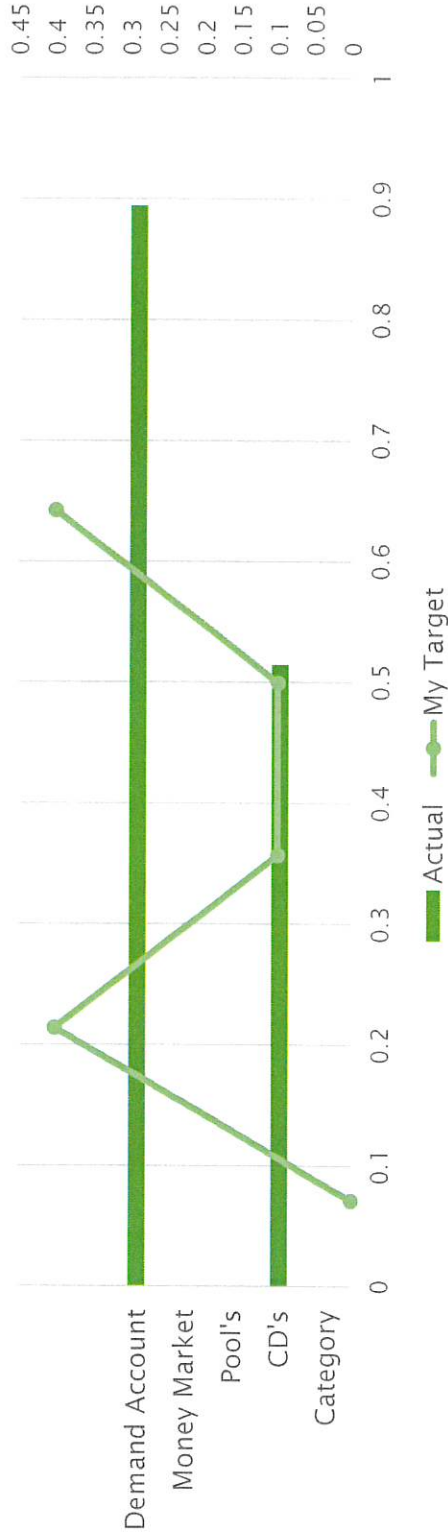
Current Investment Balances





Investment Tracker

Asset Allocation - Proof Of Diversification



| Category | My Target | Actual | Difference | Value |
|----------------|-----------|--------|------------|------------------|
| CD's | 40% | 52% | 11.5% | \$ 10,532,954.45 |
| Pool's | 10% | 0% | -10.0% | \$ 584.59 |
| Money Market | 10% | 0% | -10.0% | \$ - |
| Demand Account | 40% | 89% | -49.0% | \$ 9,909,823.18 |

First National Bank
P.O. Box 94905
Wichita Falls, TX 76308

000000

TYLER COUNTY
100 W BLUFF ST RM 003
WOODVILLE, TX 75979

Contact Us
940-696-3000
fnbics@fnbt.com



Account
TYLER COUNTY

Date
08/31/2022

Page
1 of 7

IntraFi® Network DepositsSM Customer Statement

CD Option (formerly known as CDARS®)

The following information is a summary of activity in your CD accounts and the list of FDIC-insured institutions that hold your deposits as of the date indicated. These deposits have been placed by us, as your agent and custodian, in deposit accounts through IntraFi Network Deposits.

Summary of Accounts

| Account ID | Effective Date | Maturity Date | Interest Rate | Opening Balance | Ending Balance |
|--------------|----------------|---------------|---------------|------------------------|------------------------|
| 1026105095 | 07/21/2022 | 01/19/2023 | 2.24% | \$5,003,376.47 | \$5,012,904.07 |
| 1026105109 | 07/21/2022 | 07/20/2023 | 2.64% | 5,003,979.48 | 5,015,211.62 |
| TOTAL | | | | \$10,007,355.95 | \$10,028,115.69 |

Date
08/31/2022

Page
2 of 7

DETAILED ACCOUNT OVERVIEW

Account ID: 1026105095
Account Title: TYLER COUNTY

Monthly / YTD
8384.29 / General fund / 88% / 1355.58
1143.31 / County Clerk Emp / 12% / 1518.49

Account Summary - CD

| | |
|-------------------------|----------------------------|
| Product Term | 26-Week Public Fund 365 CD |
| Interest Rate | 2.24% |
| Account Balance | \$5,012,904.07 |
| Annual Percentage Yield | 2.27% |

| | |
|--------------------------------------|-------------|
| Effective Date | 07/21/2022 |
| Maturity Date | 01/19/2023 |
| YTD Interest Paid | \$12,904.07 |
| Interest Earned Since Last Statement | 9,527.60 |

CD Issued by

Banterra Bank FDIC Cert. 17514

| | |
|---------------------------------|----------|
| YTD Interest Paid | \$583.25 |
| Int Earned Since Last Statement | 430.64 |

| | | |
|------------|------------------|--------------|
| 07/30/2022 | Opening Balance | \$226,152.61 |
| 08/31/2022 | Interest Payment | 430.64 |
| 08/31/2022 | Ending Balance | 226,583.25 |

Chemung Canal Trust Company FDIC Cert. 597

| | |
|---------------------------------|----------|
| YTD Interest Paid | \$314.62 |
| Int Earned Since Last Statement | 232.30 |

| | | |
|------------|------------------|--------------|
| 07/30/2022 | Opening Balance | \$121,990.88 |
| 08/31/2022 | Interest Payment | 232.30 |
| 08/31/2022 | Ending Balance | 122,223.18 |

City First Bank, N.A. FDIC Cert. 34352

| | |
|---------------------------------|----------|
| YTD Interest Paid | \$631.01 |
| Int Earned Since Last Statement | 465.90 |

| | | |
|------------|------------------|--------------|
| 07/30/2022 | Opening Balance | \$244,665.11 |
| 08/31/2022 | Interest Payment | 465.90 |
| 08/31/2022 | Ending Balance | 245,131.01 |

East West Bank FDIC Cert. 31628

| | |
|---------------------------------|----------|
| YTD Interest Paid | \$631.01 |
| Int Earned Since Last Statement | 465.90 |

| | | |
|------------|------------------|--------------|
| 07/30/2022 | Opening Balance | \$244,665.11 |
| 08/31/2022 | Interest Payment | 465.90 |
| 08/31/2022 | Ending Balance | 245,131.01 |

First Oklahoma Bank FDIC Cert. 12484

| | |
|---------------------------------|----------|
| YTD Interest Paid | \$631.01 |
| Int Earned Since Last Statement | 465.90 |

| | | |
|------------|------------------|--------------|
| 07/30/2022 | Opening Balance | \$244,665.11 |
| 08/31/2022 | Interest Payment | 465.90 |
| 08/31/2022 | Ending Balance | 245,131.01 |

First-Citizens Bank & Trust Company FDIC Cert. 11063

| | |
|---------------------------------|----------|
| YTD Interest Paid | \$631.01 |
| Int Earned Since Last Statement | 465.90 |

| | | |
|------------|------------------|--------------|
| 07/30/2022 | Opening Balance | \$244,665.11 |
| 08/31/2022 | Interest Payment | 465.90 |
| 08/31/2022 | Ending Balance | 245,131.01 |

HomeStreet Bank FDIC Cert. 32489

| | |
|---------------------------------|----------|
| YTD Interest Paid | \$631.01 |
| Int Earned Since Last Statement | 465.90 |

| | | |
|------------|------------------|--------------|
| 07/30/2022 | Opening Balance | \$244,665.11 |
| 08/31/2022 | Interest Payment | 465.90 |
| 08/31/2022 | Ending Balance | 245,131.01 |

Katahdin Trust Company FDIC Cert. 12874

| | |
|---------------------------------|----------|
| YTD Interest Paid | \$631.01 |
| Int Earned Since Last Statement | 465.90 |

| | | |
|------------|------------------|--------------|
| 07/30/2022 | Opening Balance | \$244,665.11 |
| 08/31/2022 | Interest Payment | 465.90 |
| 08/31/2022 | Ending Balance | 245,131.01 |

DETAILED ACCOUNT OVERVIEW

Account ID: 1026105095
Account Title: TYLER COUNTY



Lincoln Savings Bank FDIC Cert. 14207

| | |
|---------------------------------|----------|
| YTD Interest Paid | \$631.01 |
| Int Earned Since Last Statement | 465.90 |

| | | |
|------------|------------------|--------------|
| 07/30/2022 | Opening Balance | \$244,665.11 |
| 08/31/2022 | Interest Payment | 465.90 |
| 08/31/2022 | Ending Balance | 245,131.01 |

Louisiana National Bank FDIC Cert. 15059

| | |
|---------------------------------|----------|
| YTD Interest Paid | \$631.01 |
| Int Earned Since Last Statement | 465.90 |

| | | |
|------------|------------------|--------------|
| 07/30/2022 | Opening Balance | \$244,665.11 |
| 08/31/2022 | Interest Payment | 465.90 |
| 08/31/2022 | Ending Balance | 245,131.01 |

Meridian Bank FDIC Cert. 57777

| | |
|---------------------------------|----------|
| YTD Interest Paid | \$631.01 |
| Int Earned Since Last Statement | 465.90 |

| | | |
|------------|------------------|--------------|
| 07/30/2022 | Opening Balance | \$244,665.11 |
| 08/31/2022 | Interest Payment | 465.90 |
| 08/31/2022 | Ending Balance | 245,131.01 |

Norway Savings Bank FDIC Cert. 17658

| | |
|---------------------------------|----------|
| YTD Interest Paid | \$631.01 |
| Int Earned Since Last Statement | 465.90 |

| | | |
|------------|------------------|--------------|
| 07/30/2022 | Opening Balance | \$244,665.11 |
| 08/31/2022 | Interest Payment | 465.90 |
| 08/31/2022 | Ending Balance | 245,131.01 |

Ocean Bank FDIC Cert. 24156

| | |
|---------------------------------|----------|
| YTD Interest Paid | \$631.01 |
| Int Earned Since Last Statement | 465.90 |

| | | |
|------------|------------------|--------------|
| 07/30/2022 | Opening Balance | \$244,665.11 |
| 08/31/2022 | Interest Payment | 465.90 |
| 08/31/2022 | Ending Balance | 245,131.01 |

Peoples State Bank of Hallettsville FDIC Cert. 10719

| | |
|---------------------------------|---------|
| YTD Interest Paid | \$17.01 |
| Int Earned Since Last Statement | 12.56 |

| | | |
|------------|------------------|------------|
| 07/30/2022 | Opening Balance | \$6,595.89 |
| 08/31/2022 | Interest Payment | 12.56 |
| 08/31/2022 | Ending Balance | 6,608.45 |

Pinnacle Bank FDIC Cert. 35583

| | |
|---------------------------------|----------|
| YTD Interest Paid | \$631.01 |
| Int Earned Since Last Statement | 465.90 |

| | | |
|------------|------------------|--------------|
| 07/30/2022 | Opening Balance | \$244,665.11 |
| 08/31/2022 | Interest Payment | 465.90 |
| 08/31/2022 | Ending Balance | 245,131.01 |

Prime Alliance Bank FDIC Cert. 57920

| | |
|---------------------------------|----------|
| YTD Interest Paid | \$631.01 |
| Int Earned Since Last Statement | 465.90 |

| | | |
|------------|------------------|--------------|
| 07/30/2022 | Opening Balance | \$244,665.11 |
| 08/31/2022 | Interest Payment | 465.90 |
| 08/31/2022 | Ending Balance | 245,131.01 |

Southside Bank FDIC Cert. 18297

| | |
|---------------------------------|----------|
| YTD Interest Paid | \$631.01 |
| Int Earned Since Last Statement | 465.90 |

| | | |
|------------|------------------|--------------|
| 07/30/2022 | Opening Balance | \$244,665.11 |
| 08/31/2022 | Interest Payment | 465.90 |
| 08/31/2022 | Ending Balance | 245,131.01 |

SouthPoint Bank FDIC Cert. 58088

| | |
|---------------------------------|----------|
| YTD Interest Paid | \$631.01 |
| Int Earned Since Last Statement | 465.90 |

| | | |
|------------|------------------|--------------|
| 07/30/2022 | Opening Balance | \$244,665.11 |
| 08/31/2022 | Interest Payment | 465.90 |
| 08/31/2022 | Ending Balance | 245,131.01 |

DETAILED ACCOUNT OVERVIEW

Account ID: 1026105095
Account Title: TYLER COUNTY

The Huntington National Bank FDIC Cert. 6560

| | |
|---------------------------------|----------|
| YTD Interest Paid | \$631.01 |
| Int Earned Since Last Statement | 465.90 |

| | | |
|------------|------------------|--------------|
| 07/30/2022 | Opening Balance | \$244,665.11 |
| 08/31/2022 | Interest Payment | 465.90 |
| 08/31/2022 | Ending Balance | 245,131.01 |

Union Bank FDIC Cert. 14158

| | |
|---------------------------------|----------|
| YTD Interest Paid | \$631.01 |
| Int Earned Since Last Statement | 465.90 |

| | | |
|------------|------------------|--------------|
| 07/30/2022 | Opening Balance | \$244,665.11 |
| 08/31/2022 | Interest Payment | 465.90 |
| 08/31/2022 | Ending Balance | 245,131.01 |

Unity National Bank of Houston FDIC Cert. 26351

| | |
|---------------------------------|----------|
| YTD Interest Paid | \$631.01 |
| Int Earned Since Last Statement | 465.90 |

| | | |
|------------|------------------|--------------|
| 07/30/2022 | Opening Balance | \$244,665.11 |
| 08/31/2022 | Interest Payment | 465.90 |
| 08/31/2022 | Ending Balance | 245,131.01 |

Western Alliance Bank FDIC Cert. 57512

| | |
|---------------------------------|----------|
| YTD Interest Paid | \$631.01 |
| Int Earned Since Last Statement | 465.90 |

| | | |
|------------|------------------|--------------|
| 07/30/2022 | Opening Balance | \$244,665.11 |
| 08/31/2022 | Interest Payment | 465.90 |
| 08/31/2022 | Ending Balance | 245,131.01 |

DETAILED ACCOUNT OVERVIEW

Account ID: 1026105109
Account Title: TYLER COUNTY

Monthly 8985.70
673.93
1572.50
11232.14

FUND EDF
RTB4
CW Row

Percentage 80
6
14

YTD 12,169.29
912.70
2129.63
15211.62

Account Summary - CD

| | |
|-------------------------|----------------------------|
| Product Term | 52-Week Public Fund 365 CD |
| Interest Rate | 2.64% |
| Account Balance | \$5,015,211.62 |
| Annual Percentage Yield | 2.68% |

| | |
|--------------------------------------|-------------|
| Effective Date | 07/21/2022 |
| Maturity Date | 07/20/2023 |
| YTD Interest Paid | \$15,211.62 |
| Interest Earned Since Last Statement | → 11,232.14 |

CD Issued by

Andover State Bank FDIC Cert. 16410

| | |
|---------------------------------|----------|
| YTD Interest Paid | \$733.20 |
| Int Earned Since Last Statement | 541.39 |

| | | |
|------------|------------------|--------------|
| 07/30/2022 | Opening Balance | \$241,191.81 |
| 08/31/2022 | Interest Payment | 541.39 |
| 08/31/2022 | Ending Balance | 241,733.20 |

Austin County State Bank FDIC Cert. 58484

| | |
|---------------------------------|----------|
| YTD Interest Paid | \$733.20 |
| Int Earned Since Last Statement | 541.39 |

| | | |
|------------|------------------|--------------|
| 07/30/2022 | Opening Balance | \$241,191.81 |
| 08/31/2022 | Interest Payment | 541.39 |
| 08/31/2022 | Ending Balance | 241,733.20 |

Date
08/31/2022

Page
5 of 7

DETAILED ACCOUNT OVERVIEW

Account ID: 1026105109
Account Title: TYLER COUNTY



| Banterra Bank FDIC Cert. 17514 | | | | |
|--|----------|------------|------------------|--------------|
| YTD Interest Paid | \$45.64 | 07/30/2022 | Opening Balance | \$15,011.94 |
| Int Earned Since Last Statement | 33.70 | 08/31/2022 | Interest Payment | 33.70 |
| | | 08/31/2022 | Ending Balance | 15,045.64 |
| Better Banks FDIC Cert. 1808 | | | | |
| YTD Interest Paid | \$733.20 | 07/30/2022 | Opening Balance | \$241,191.81 |
| Int Earned Since Last Statement | 541.39 | 08/31/2022 | Interest Payment | 541.39 |
| | | 08/31/2022 | Ending Balance | 241,733.20 |
| BOKF, National Association FDIC Cert. 4214 | | | | |
| YTD Interest Paid | \$304.23 | 07/30/2022 | Opening Balance | \$100,079.59 |
| Int Earned Since Last Statement | 224.64 | 08/31/2022 | Interest Payment | 224.64 |
| | | 08/31/2022 | Ending Balance | 100,304.23 |
| FirstCapital Bank of Texas, N.A. FDIC Cert. 35028 | | | | |
| YTD Interest Paid | \$733.20 | 07/30/2022 | Opening Balance | \$241,191.81 |
| Int Earned Since Last Statement | 541.39 | 08/31/2022 | Interest Payment | 541.39 |
| | | 08/31/2022 | Ending Balance | 241,733.20 |
| Genesee Regional Bank FDIC Cert. 26333 | | | | |
| YTD Interest Paid | \$733.20 | 07/30/2022 | Opening Balance | \$241,191.81 |
| Int Earned Since Last Statement | 541.39 | 08/31/2022 | Interest Payment | 541.39 |
| | | 08/31/2022 | Ending Balance | 241,733.20 |
| Gold Coast Bank FDIC Cert. 58556 | | | | |
| YTD Interest Paid | \$733.20 | 07/30/2022 | Opening Balance | \$241,191.81 |
| Int Earned Since Last Statement | 541.39 | 08/31/2022 | Interest Payment | 541.39 |
| | | 08/31/2022 | Ending Balance | 241,733.20 |
| Independent Bank FDIC Cert. 3076 | | | | |
| YTD Interest Paid | \$733.20 | 07/30/2022 | Opening Balance | \$241,191.81 |
| Int Earned Since Last Statement | 541.39 | 08/31/2022 | Interest Payment | 541.39 |
| | | 08/31/2022 | Ending Balance | 241,733.20 |
| Mabrey Bank FDIC Cert. 10667 | | | | |
| YTD Interest Paid | \$358.04 | 07/30/2022 | Opening Balance | \$117,779.67 |
| Int Earned Since Last Statement | 264.37 | 08/31/2022 | Interest Payment | 264.37 |
| | | 08/31/2022 | Ending Balance | 118,044.04 |
| MainStreet Bank FDIC Cert. 57742 | | | | |
| YTD Interest Paid | \$733.20 | 07/30/2022 | Opening Balance | \$241,191.81 |
| Int Earned Since Last Statement | 541.39 | 08/31/2022 | Interest Payment | 541.39 |
| | | 08/31/2022 | Ending Balance | 241,733.20 |
| Old Second National Bank FDIC Cert. 3603 | | | | |
| YTD Interest Paid | \$609.21 | 07/30/2022 | Opening Balance | \$200,403.87 |
| Int Earned Since Last Statement | 449.83 | 08/31/2022 | Interest Payment | 449.83 |
| | | 08/31/2022 | Ending Balance | 200,853.70 |

Date
08/31/2022

Page
6 of 7

DETAILED ACCOUNT OVERVIEW

Account ID: 1026105109
Account Title: TYLER COUNTY

Optus Bank FDIC Cert. 35241

YTD Interest Paid \$733.20
Int Earned Since Last Statement 541.39

07/30/2022 Opening Balance \$241,191.81
08/31/2022 Interest Payment 541.39
08/31/2022 Ending Balance 241,733.20

Pacific Western Bank FDIC Cert. 24045

YTD Interest Paid \$733.20
Int Earned Since Last Statement 541.39

07/30/2022 Opening Balance \$241,191.81
08/31/2022 Interest Payment 541.39
08/31/2022 Ending Balance 241,733.20

Regent Bank FDIC Cert. 4160

YTD Interest Paid \$733.20
Int Earned Since Last Statement 541.39

07/30/2022 Opening Balance \$241,191.81
08/31/2022 Interest Payment 541.39
08/31/2022 Ending Balance 241,733.20

Relyance Bank FDIC Cert. 19371

YTD Interest Paid \$733.20
Int Earned Since Last Statement 541.39

07/30/2022 Opening Balance \$241,191.81
08/31/2022 Interest Payment 541.39
08/31/2022 Ending Balance 241,733.20

River Bank FDIC Cert. 14995

YTD Interest Paid \$733.20
Int Earned Since Last Statement 541.39

07/30/2022 Opening Balance \$241,191.81
08/31/2022 Interest Payment 541.39
08/31/2022 Ending Balance 241,733.20

Southern Bank FDIC Cert. 28332

YTD Interest Paid \$733.20
Int Earned Since Last Statement 541.39

07/30/2022 Opening Balance \$241,191.81
08/31/2022 Interest Payment 541.39
08/31/2022 Ending Balance 241,733.20

State Bank Financial FDIC Cert. 10383

YTD Interest Paid \$733.20
Int Earned Since Last Statement 541.39

07/30/2022 Opening Balance \$241,191.81
08/31/2022 Interest Payment 541.39
08/31/2022 Ending Balance 241,733.20

The Brenham National Bank FDIC Cert. 3113

YTD Interest Paid \$105.00
Int Earned Since Last Statement 77.53

07/30/2022 Opening Balance \$34,540.51
08/31/2022 Interest Payment 77.53
08/31/2022 Ending Balance 34,618.04

The State Bank and Trust Company FDIC Cert. 13339

YTD Interest Paid \$37.57
Int Earned Since Last Statement 27.74

07/30/2022 Opening Balance \$12,359.12
08/31/2022 Interest Payment 27.74
08/31/2022 Ending Balance 12,386.86

Town And Country Bank FDIC Cert. 18487

YTD Interest Paid \$733.20
Int Earned Since Last Statement 541.39

07/30/2022 Opening Balance \$241,191.81
08/31/2022 Interest Payment 541.39
08/31/2022 Ending Balance 241,733.20

Date
08/31/2022

Page
7 of 7

DETAILED ACCOUNT OVERVIEW

Account ID: 1026105109
Account Title: TYLER COUNTY



United Bank & Trust FDIC Cert. 17477

YTD Interest Paid \$733.20
Int Earned Since Last Statement 541.39

07/30/2022 Opening Balance \$241,191.81
08/31/2022 Interest Payment 541.39
08/31/2022 Ending Balance 241,733.20

Veritex Community Bank FDIC Cert. 57665

YTD Interest Paid \$733.20
Int Earned Since Last Statement 541.39

07/30/2022 Opening Balance \$241,191.81
08/31/2022 Interest Payment 541.39
08/31/2022 Ending Balance 241,733.20

Yampa Valley Bank FDIC Cert. 35407

YTD Interest Paid \$554.33
Int Earned Since Last Statement 409.31

07/30/2022 Opening Balance \$182,352.20
08/31/2022 Interest Payment 409.31
08/31/2022 Ending Balance 182,761.51

TexPool Participant Services
 1001 Texas Avenue, Suite 1150
 Houston, TX 77002



*Jail HS
 043-10241
 043-35103*

TYLER COUNTY
 JAIL I & S
 ATTN LEANN MONK
 PO BOX 2070
 WOODVILLE TX 75979-2070

Participant Statement

Statement Period **07/01/2022 - 07/31/2022**

Page 1 of 2

Customer Service **1-866-TEX-POOL**
 Location ID 000079469
 Investor ID 000024230

TexPool Update

Keep up to date with the latest market talk from our portfolio managers and strategists by visiting the Insights page of TexPool.com.

TexPool Summary

| Pool Name | Beginning Balance | Total Deposits | Total Withdrawals | Total Interest | Current Balance | Average Balance |
|---------------------------|-------------------|----------------|-------------------|----------------|-----------------|-----------------|
| TexPool Prime | \$282.23 | \$0.00 | \$0.00 | \$0.35 | \$282.58 | \$282.26 |
| Total Dollar Value | \$282.23 | \$0.00 | \$0.00 | \$0.35 | \$282.58 | |

Portfolio Value

| Pool Name | Pool/Account | Market Value (07/01/2022) | Share Price (07/31/2022) | Shares Owned (07/31/2022) | Market Value (07/31/2022) |
|---------------------------|----------------|---------------------------|--------------------------|---------------------------|---------------------------|
| TexPool Prime | 590/7946900002 | \$282.23 | \$1.00 | 282.580 | \$282.58 |
| Total Dollar Value | | \$282.23 | | | \$282.58 |

Interest Summary

| Pool Name | Pool/Account | Month-to-Date Interest | Year-to-Date Interest |
|---------------|----------------|------------------------|-----------------------|
| TexPool Prime | 590/7946900002 | \$0.35 | \$0.92 |
| Total | | \$0.35 | \$0.92 |



TexPool Participant Services
 1001 Texas Avenue, Suite 1150
 Houston, TX 77002



EMERG. DS. Inud
048-10221
048-35103

TYLER COUNTY
 COUNTY OF TYLER TREASURY
 ATTN LEANN MONK
 PO BOX 2070
 WOODVILLE TX 75979-2070

Participant Statement

Statement Period **07/01/2022 - 07/31/2022**

Page 1 of 2

Customer Service **1-866-TEX-POOL**
 Location ID 000079469
 Investor ID 000022991

TexPool Update

Keep up to date with the latest market talk from our portfolio managers and strategists by visiting the Insights page of TexPool.com.

TexPool Summary

| Pool Name | Beginning Balance | Total Deposits | Total Withdrawals | Total Interest | Current Balance | Average Balance |
|---------------------------|-------------------|----------------|-------------------|----------------|-----------------|-----------------|
| TexPool Prime | \$267.86 | \$0.00 | \$0.00 | \$0.34 | \$268.20 | \$267.89 |
| Total Dollar Value | \$267.86 | \$0.00 | \$0.00 | \$0.34 | \$268.20 | |

Portfolio Value

| Pool Name | Pool/Account | Market Value (07/01/2022) | Share Price (07/31/2022) | Shares Owned (07/31/2022) | Market Value (07/31/2022) |
|---------------------------|----------------|---------------------------|--------------------------|---------------------------|---------------------------|
| TexPool Prime | 590/7946900001 | \$267.86 | \$1.00 | 268.200 | \$268.20 |
| Total Dollar Value | | \$267.86 | | | \$268.20 |

Interest Summary

| Pool Name | Pool/Account | Month-to-Date Interest | Year-to-Date Interest |
|---------------|----------------|------------------------|-----------------------|
| TexPool Prime | 590/7946900001 | \$0.34 | \$0.90 |
| Total | | \$0.34 | \$0.90 |





Summary Statement

August 31, 2022

Page 1 of 17

Investor ID: TX-01-0643

0000502-0006919 PDF 449220

County of Tyler
 100 W Bluff St Room 105
 Woodville, TX 75979

Texas CLASS

Texas CLASS

| | Beginning Balance | Contributions | Withdrawals | Income Earned | Income Earned YTD | Average Daily Balance | Month End Balance |
|---|-------------------|---------------|-------------|---------------|-------------------|-----------------------|-------------------|
| TX-01-0643-0001 EMERGENCY DISASTER FUND | 26.78 | 0.00 | 0.00 | 0.02 | 0.02 | 26.79 | 26.80 |
| TOTAL | 26.78 | 0.00 | 0.00 | 0.02 | 0.02 | 26.79 | 26.80 |

Average Monthly Yield: 2.2891%

Texas CLASS Government

| | Beginning Balance | Contributions | Withdrawals | Income Earned | Income Earned YTD | Average Daily Balance | Month End Balance |
|-------------------------------------|-------------------|---------------|-------------|---------------|-------------------|-----------------------|-------------------|
| TX-01-0643-4001 GENERAL FUND - GOVY | 1.69 | 0.00 | 0.00 | 0.00 | 0.00 | 1.69 | 1.69 |
| TX-01-0643-4002 Road & Bridge 1 | 0.46 | 0.00 | 0.00 | 0.00 | 0.00 | 0.46 | 0.46 |

Average Monthly Yield: 1.7930%

Tel: (800) 707-6242

<https://www.texasclass.com/>



Summary Statement

August 31, 2022

Page 2 of 17

Investor ID: TX-01-0643

County of Tyler
 100 W Bluff St Room 105
 Woodville, TX 75979

Texas CLASS Government - (continued)

| | Beginning Balance | Contributions | Withdrawals | Income Earned | Income Earned YTD | Average Daily Balance | Month End Balance |
|--|-------------------|---------------|-------------|---------------|-------------------|-----------------------|-------------------|
| TX-01-0643-4003 Road & Bridge 2 | 0.28 | 0.00 | 0.00 | 0.00 | 0.00 | 0.28 | 0.28 |
| TX-01-0643-4004 Road & Bridge 3 | 0.50 | 0.00 | 0.00 | 0.00 | 0.00 | 0.50 | 0.50 |
| TX-01-0643-4005 Road & Bridge 4 | 0.93 | 0.00 | 0.00 | 0.00 | 0.00 | 0.93 | 0.93 |
| TX-01-0643-4006 Tyler County Rodeo Arena/Fairgrounds | 0.04 | 0.00 | 0.00 | 0.00 | 0.00 | 0.04 | 0.04 |
| TX-01-0643-4007 County Clerk RMP | 0.42 | 0.00 | 0.00 | 0.00 | 0.00 | 0.42 | 0.42 |
| TX-01-0643-4008 Benevolence Fund | 0.00 | 0.00 | 0.00 | 0.00 | 0.00 | 0.00 | 0.00 |
| TX-01-0643-4009 Peace Officer Service Fees | 0.05 | 0.00 | 0.00 | 0.00 | 0.00 | 0.05 | 0.05 |

Tel: (800) 707-6242

<https://www.texasclass.com/>



Summary Statement

August 31, 2022

Page 3 of 17

Investor ID: TX-01-0643

County of Tyler
 100 W Bluff St Room 105
 Woodville, TX 75979

Texas CLASS Government - (continued)

| | Beginning Balance | Contributions | Withdrawals | Income Earned | Income Earned YTD | Average Daily Balance | Month End Balance |
|---|-------------------|---------------|-------------|---------------|-------------------|-----------------------|-------------------|
| TX-01-0643-4010 Courthouse Security | 0.00 | 0.00 | 0.00 | 0.00 | 0.00 | 0.00 | 0.00 |
| TX-01-0643-4011 County RMP | 0.03 | 0.00 | 0.00 | 0.00 | 0.00 | 0.03 | 0.03 |
| TX-01-0643-4012 County-Wide Right-of-Way Fund | 1.13 | 0.00 | 0.00 | 0.00 | 0.00 | 1.13 | 1.13 |
| TX-01-0643-4013 Emergency Disaster Relief | 1.41 | 0.00 | 0.00 | 0.00 | 0.00 | 1.41 | 1.41 |
| TX-01-0643-4014 Tyler County Nutrition Center | 0.07 | 0.00 | 0.00 | 0.00 | 0.00 | 0.07 | 0.07 |
| TOTAL | 7.01 | 0.00 | 0.00 | 0.00 | 0.00 | 7.01 | 7.01 |

Tel: (800) 707-6242

<https://www.texasclass.com/>



Account Statement

August 31, 2022

Page 4 of 17

Account Number: TX-01-0643-0001

EMERGENCY DISASTER FUND

Account Summary

Average Monthly Yield: 2.2891%

| Beginning Balance | Contributions | Withdrawals | Income Earned | Income Earned YTD | Average Daily Balance | Month End Balance |
|-------------------|---------------|-------------|---------------|-------------------|-----------------------|-------------------|
| 26.78 | 0.00 | 0.00 | 0.02 | 0.02 | 26.79 | 26.80 |

Texas CLASS

Transaction Activity

| Transaction Date | Transaction Description | Contributions | Withdrawals | Balance | Transaction Number |
|------------------|------------------------------|---------------|-------------|---------|--------------------|
| 08/01/2022 | Beginning Balance | | | 26.78 | |
| 08/31/2022 | Income Dividend Reinvestment | 0.02 | | | |
| 08/31/2022 | Ending Balance | | | 26.80 | |

Tel: (800) 707-6242

<https://www.texasclass.com/>



Account Statement

August 31, 2022

Page 5 of 17

Account Number: TX-01-0643-4001

GENERAL FUND - GOVY

Account Summary

Average Monthly Yield: 1.7930%

| Beginning Balance | Contributions | Withdrawals | Income Earned | Income Earned YTD | Average Daily Balance | Month End Balance |
|-------------------|---------------|-------------|---------------|-------------------|-----------------------|-------------------|
| 1.69 | 0.00 | 0.00 | 0.00 | 0.00 | 1.69 | 1.69 |

Texas CLASS Government

Transaction Activity

| Transaction Date | Transaction Description | Contributions | Withdrawals | Balance | Transaction Number |
|------------------|------------------------------|---------------|-------------|---------|--------------------|
| 08/01/2022 | Beginning Balance | | | 1.69 | |
| 08/31/2022 | Income Dividend Reinvestment | 0.00 | | | |
| 08/31/2022 | Ending Balance | | | 1.69 | |

Tel: (800) 707-6242

<https://www.texasclass.com/>



Account Statement

August 31, 2022

Page 6 of 17

Account Number: TX-01-0643-4002

Road & Bridge 1

Account Summary

Average Monthly Yield: 1.7930%

| Beginning Balance | Contributions | Withdrawals | Income Earned | Income Earned YTD | Average Daily Balance | Month End Balance |
|-------------------|---------------|-------------|---------------|-------------------|-----------------------|-------------------|
| 0.46 | 0.00 | 0.00 | 0.00 | 0.00 | 0.46 | 0.46 |

Texas CLASS Government

Transaction Activity

| Transaction Date | Transaction Description | Contributions | Withdrawals | Balance | Transaction Number |
|------------------|------------------------------|---------------|-------------|---------|--------------------|
| 08/01/2022 | Beginning Balance | | | 0.46 | |
| 08/31/2022 | Income Dividend Reinvestment | 0.00 | | | |
| 08/31/2022 | Ending Balance | | | 0.46 | |



Account Statement

August 31, 2022

Page 7 of 17

Account Number: TX-01-0643-4003

Road & Bridge 2

Account Summary

Average Monthly Yield: 1.7930%

| Beginning Balance | Contributions | Withdrawals | Income Earned | Income Earned YTD | Average Daily Balance | Month End Balance |
|-------------------|---------------|-------------|---------------|-------------------|-----------------------|-------------------|
| 0.28 | 0.00 | 0.00 | 0.00 | 0.00 | 0.28 | 0.28 |

Texas CLASS Government

Transaction Activity

| Transaction Date | Transaction Description | Contributions | Withdrawals | Balance | Transaction Number |
|------------------|------------------------------|---------------|-------------|---------|--------------------|
| 08/01/2022 | Beginning Balance | | | 0.28 | |
| 08/31/2022 | Income Dividend Reinvestment | 0.00 | | | |
| 08/31/2022 | Ending Balance | | | 0.28 | |

Tel: (800) 707-6242

<https://www.texasclass.com/>



Account Statement

August 31, 2022

Page 8 of 17

Account Number: TX-01-0643-4004

Road & Bridge 3

Account Summary

Average Monthly Yield: 1.7930%

| Beginning Balance | Contributions | Withdrawals | Income Earned | Income Earned YTD | Average Daily Balance | Month End Balance |
|-------------------|---------------|-------------|---------------|-------------------|-----------------------|-------------------|
| 0.50 | 0.00 | 0.00 | 0.00 | 0.00 | 0.50 | 0.50 |

Texas CLASS Government

Transaction Activity

| Transaction Date | Transaction Description | Contributions | Withdrawals | Balance | Transaction Number |
|------------------|------------------------------|---------------|-------------|---------|--------------------|
| 08/01/2022 | Beginning Balance | | | 0.50 | |
| 08/31/2022 | Income Dividend Reinvestment | 0.00 | | | |
| 08/31/2022 | Ending Balance | | | 0.50 | |



Account Statement

August 31, 2022

Page 9 of 17

Account Number: TX-01-0643-4005

Road & Bridge 4

Account Summary

Average Monthly Yield: 1.7930%

| | Beginning Balance | Contributions | Withdrawals | Income Earned | Income Earned YTD | Average Daily Balance | Month End Balance |
|------------------------|-------------------|---------------|-------------|---------------|-------------------|-----------------------|-------------------|
| Texas CLASS Government | 0.93 | 0.00 | 0.00 | 0.00 | 0.00 | 0.93 | 0.93 |

Transaction Activity

| Transaction Date | Transaction Description | Contributions | Withdrawals | Balance | Transaction Number |
|------------------|------------------------------|---------------|-------------|---------|--------------------|
| 08/01/2022 | Beginning Balance | | | 0.93 | |
| 08/31/2022 | Income Dividend Reinvestment | 0.00 | | | |
| 08/31/2022 | Ending Balance | | | 0.93 | |

Tel: (800) 707-6242

<https://www.texasclass.com/>



Account Statement

August 31, 2022

Page 10 of 17

Account Number: TX-01-0643-4006

Tyler County Rodeo Arena/Fairgrounds

Account Summary

Average Monthly Yield: 1.7930%

| Beginning Balance | Contributions | Withdrawals | Income Earned | Income Earned YTD | Average Daily Balance | Month End Balance |
|-------------------|---------------|-------------|---------------|-------------------|-----------------------|-------------------|
| 0.04 | 0.00 | 0.00 | 0.00 | 0.00 | 0.04 | 0.04 |

Texas CLASS Government

Transaction Activity

| Transaction Date | Transaction Description | Contributions | Withdrawals | Balance | Transaction Number |
|------------------|------------------------------|---------------|-------------|---------|--------------------|
| 08/01/2022 | Beginning Balance | | | 0.04 | |
| 08/31/2022 | Income Dividend Reinvestment | 0.00 | | | |
| 08/31/2022 | Ending Balance | | | 0.04 | |



Account Statement

August 31, 2022

Page 11 of 17

Account Number: TX-01-0643-4007

County Clerk RMP

Account Summary

Average Monthly Yield: 1.7930%

| Beginning Balance | Contributions | Withdrawals | Income Earned | Income Earned YTD | Average Daily Balance | Month End Balance |
|-------------------|---------------|-------------|---------------|-------------------|-----------------------|-------------------|
| 0.42 | 0.00 | 0.00 | 0.00 | 0.00 | 0.42 | 0.42 |

Texas CLASS Government

Transaction Activity

| Transaction Date | Transaction Description | Contributions | Withdrawals | Balance | Transaction Number |
|------------------|------------------------------|---------------|-------------|---------|--------------------|
| 08/01/2022 | Beginning Balance | | | 0.42 | |
| 08/31/2022 | Income Dividend Reinvestment | 0.00 | | | |
| 08/31/2022 | Ending Balance | | | 0.42 | |



Account Statement

August 31, 2022

Page 12 of 17

Account Number: TX-01-0643-4009

Peace Officer Service Fees

Account Summary

Average Monthly Yield: 1.7930%

| Beginning Balance | Contributions | Withdrawals | Income Earned | Income Earned YTD | Average Daily Balance | Month End Balance |
|-------------------|---------------|-------------|---------------|-------------------|-----------------------|-------------------|
| 0.05 | 0.00 | 0.00 | 0.00 | 0.00 | 0.05 | 0.05 |

Texas CLASS Government

Transaction Activity

| Transaction Date | Transaction Description | Contributions | Withdrawals | Balance | Transaction Number |
|------------------|------------------------------|---------------|-------------|---------|--------------------|
| 08/01/2022 | Beginning Balance | | | 0.05 | |
| 08/31/2022 | Income Dividend Reinvestment | 0.00 | | | |
| 08/31/2022 | Ending Balance | | | 0.05 | |

Tel: (800) 707-6242

<https://www.texasclass.com/>



Account Statement

August 31, 2022

Page 13 of 17

Account Number: TX-01-0643-4011

County RMP

Account Summary

Average Monthly Yield: 1.7930%

| Beginning Balance | Contributions | Withdrawals | Income Earned | Income Earned YTD | Average Daily Balance | Month End Balance |
|-------------------|---------------|-------------|---------------|-------------------|-----------------------|-------------------|
| 0.03 | 0.00 | 0.00 | 0.00 | 0.00 | 0.03 | 0.03 |

Texas CLASS Government

Transaction Activity

| Transaction Date | Transaction Description | Contributions | Withdrawals | Balance | Transaction Number |
|------------------|------------------------------|---------------|-------------|---------|--------------------|
| 08/01/2022 | Beginning Balance | | | 0.03 | |
| 08/31/2022 | Income Dividend Reinvestment | 0.00 | | | |
| 08/31/2022 | Ending Balance | | | 0.03 | |

Tel: (800) 707-6242

<https://www.texasclass.com/>



Account Statement

August 31, 2022

Page 14 of 17

Account Number: TX-01-0643-4012

County-Wide Right-of-Way Fund

Account Summary

Average Monthly Yield: 1.7930%

| | Beginning Balance | Contributions | Withdrawals | Income Earned | Income Earned YTD | Average Daily Balance | Month End Balance |
|------------------------|-------------------|---------------|-------------|---------------|-------------------|-----------------------|-------------------|
| Texas CLASS Government | 1.13 | 0.00 | 0.00 | 0.00 | 0.00 | 1.13 | 1.13 |

Transaction Activity

| Transaction Date | Transaction Description | Contributions | Withdrawals | Balance | Transaction Number |
|------------------|------------------------------|---------------|-------------|---------|--------------------|
| 08/01/2022 | Beginning Balance | | | 1.13 | |
| 08/31/2022 | Income Dividend Reinvestment | 0.00 | | | |
| 08/31/2022 | Ending Balance | | | 1.13 | |



Account Statement

August 31, 2022

Page 15 of 17

Account Number: TX-01-0643-4013

Emergency Disaster Relief

Account Summary

Average Monthly Yield: 1.7930%

| Beginning Balance | Contributions | Withdrawals | Income Earned | Income Earned YTD | Average Daily Balance | Month End Balance |
|-------------------|---------------|-------------|---------------|-------------------|-----------------------|-------------------|
| 1.41 | 0.00 | 0.00 | 0.00 | 0.00 | 1.41 | 1.41 |

Texas CLASS Government

Transaction Activity

| Transaction Date | Transaction Description | Contributions | Withdrawals | Balance | Transaction Number |
|------------------|------------------------------|---------------|-------------|---------|--------------------|
| 08/01/2022 | Beginning Balance | | | 1.41 | |
| 08/31/2022 | Income Dividend Reinvestment | 0.00 | | | |
| 08/31/2022 | Ending Balance | | | 1.41 | |

Tel: (800) 707-6242

<https://www.texasclass.com/>



Account Statement

August 31, 2022

Page 16 of 17

Account Number: TX-01-0643-4014

Tyler County Nutrition Center

Account Summary

Average Monthly Yield: 1.7930%

| Beginning Balance | Contributions | Withdrawals | Income Earned | Income Earned YTD | Average Daily Balance | Month End Balance |
|-------------------|---------------|-------------|---------------|-------------------|-----------------------|-------------------|
| 0.07 | 0.00 | 0.00 | 0.00 | 0.00 | 0.07 | 0.07 |

Texas CLASS Government

Transaction Activity

| Transaction Date | Transaction Description | Contributions | Withdrawals | Balance | Transaction Number |
|------------------|------------------------------|---------------|-------------|---------|--------------------|
| 08/01/2022 | Beginning Balance | | | 0.07 | |
| 08/31/2022 | Income Dividend Reinvestment | 0.00 | | | |
| 08/31/2022 | Ending Balance | | | 0.07 | |

Tel: (800) 707-6242

<https://www.texasclass.com/>

Texas CLASS

Texas CLASS Texas CLASS Government

| Date | Dividend Rate | Daily Yield | Dividend Rate | Daily Yield |
|------------|---------------|-------------|---------------|-------------|
| 08/01/2022 | 0.000058308 | 2.1283% | 0.000043182 | 1.5762% |
| 08/02/2022 | 0.000059435 | 2.1694% | 0.000044892 | 1.6386% |
| 08/03/2022 | 0.000059760 | 2.1813% | 0.000045129 | 1.6472% |
| 08/04/2022 | 0.000060899 | 2.2228% | 0.000048033 | 1.7532% |
| 08/05/2022 | 0.000183255 | 2.2296% | 0.000144141 | 1.7537% |
| 08/06/2022 | 0.000000000 | 2.2296% | 0.000000000 | 1.7537% |
| 08/07/2022 | 0.000000000 | 2.2296% | 0.000000000 | 1.7537% |
| 08/08/2022 | 0.000061074 | 2.2292% | 0.000048053 | 1.7539% |
| 08/09/2022 | 0.000061408 | 2.2414% | 0.000048053 | 1.7539% |
| 08/10/2022 | 0.000061593 | 2.2482% | 0.000047830 | 1.7458% |
| 08/11/2022 | 0.000061795 | 2.2556% | 0.000049390 | 1.8027% |
| 08/12/2022 | 0.000186144 | 2.2648% | 0.000148122 | 1.8022% |
| 08/13/2022 | 0.000000000 | 2.2648% | 0.000000000 | 1.8022% |
| 08/14/2022 | 0.000000000 | 2.2648% | 0.000000000 | 1.8022% |
| 08/15/2022 | 0.000062376 | 2.2767% | 0.000049389 | 1.8027% |
| 08/16/2022 | 0.000062541 | 2.2828% | 0.000049518 | 1.8074% |
| 08/17/2022 | 0.000063191 | 2.3065% | 0.000049587 | 1.8100% |
| 08/18/2022 | 0.000063444 | 2.3157% | 0.000050038 | 1.8264% |
| 08/19/2022 | 0.000192123 | 2.3376% | 0.000149958 | 1.8245% |
| 08/20/2022 | 0.000000000 | 2.3375% | 0.000000000 | 1.8245% |
| 08/21/2022 | 0.000000000 | 2.3375% | 0.000000000 | 1.8245% |
| 08/22/2022 | 0.000063538 | 2.3192% | 0.000050221 | 1.8331% |
| 08/23/2022 | 0.000063674 | 2.3241% | 0.000050212 | 1.8327% |
| 08/24/2022 | 0.000064221 | 2.3441% | 0.000050184 | 1.8317% |
| 08/25/2022 | 0.000064409 | 2.3510% | 0.000050967 | 1.8603% |
| 08/26/2022 | 0.000195057 | 2.3732% | 0.000152892 | 1.8602% |
| 08/27/2022 | 0.000000000 | 2.3732% | 0.000000000 | 1.8602% |
| 08/28/2022 | 0.000000000 | 2.3732% | 0.000000000 | 1.8602% |
| 08/29/2022 | 0.000064880 | 2.3791% | 0.000046418 | 1.8627% |
| 08/30/2022 | 0.000065826 | 2.3918% | 0.000055606 | 1.8605% |
| 08/31/2022 | 0.000065189 | 2.3794% | 0.000050997 | 1.8614% |

Performance results are shown net of all fees and expenses and reflect the reinvestment of dividends and other earnings. Many factors affect performance including changes in market conditions and interest rates and in response to other economic, political, or financial developments. Investment involves risk including the possible loss of principal. No assurance can be given that the performance objectives of a given strategy will be achieved. **Past performance is no guarantee of future results. Any financial and/or investment decision may incur losses.**

Overview

Overview

The overview page gives you quick access to balance summary of your accounts, your holdings composition summary, and other portfolio related data. Use the Account/Group View to filter the account selection displayed on this page.

Page Contents

- [Select an Account or Group to View](#)
- [Balance Summary by Account](#)
- [Holdings Composition by Asset Class](#)
- [Portfolio Movers](#)
- [History](#)

Select an Account or Group to View

QRT004921 In USD

[Back to Page Contents](#)

Balance Summary by Account

Summary As of 5:47 PM ET 09/07/2022

| | TOTAL VALUE | UNREALIZED GAIN/LOSS |
|---------------------------|-------------|----------------------|
| QRT004921 | 61,256.69 | -1,949.22 (-3.08%) |

*Unrealized Gain/Loss value is based on positions and quotes as of previous close.

[Back to Page Contents](#)

Holdings Composition by Asset Class

| ASSET CLASS | CURRENT VALUE | PERCENT OF TOTAL |
|------------------------------------|-------------------|------------------|
| CASH, MONEY FUNDS, BANK DEPOSITS | 61,256.69 | 100.00% |
| Total Current Account Value | +61,256.69 | |
| Total Market Value Change 0.00% | 0.00 | |

[Back to Page Contents](#)

Strongest Performers

| COMPANY | TODAY'S CHANGE (%) |
|---------|--------------------|
|---------|--------------------|

No data available for Strongest Movers.

Weakest Performers

| COMPANY | TODAY'S CHANGE (%) |
|---------|--------------------|
|---------|--------------------|

No data available for Weakest Movers.

Portfolio Movers securities are derived from the top 20 holdings based on current market value.

Quotes at least 15 min delaye

As of 5:47 PM ET 09/07/2022

[Back to Page Contents](#)

History

| DATE | SECURITY ID | DESCRIPTION | NET AMOUNT |
|------------|-------------|----------------------------------|------------|
| 04/27/2022 | 38149MG31 | BOND INTEREST RECEIVED 38149MG31 | 125.64 |
| 03/31/2022 | 59013KGX8 | SECURITY REDEEMED ** 59013KGX8 | 63,000.00 |
| 03/31/2022 | USD999997 | ELECTRONIC TRANSACTION | -63,000.00 |
| 03/30/2022 | 59013KGX8 | BOND INTEREST RECEIVED 59013KGX8 | 80.21 |
| 03/11/2022 | USD999997 | ELECTRONIC TRANSACTION | -64,004.99 |

[Back to Page Contents](#)

For valuation, delayed quotes using the last price are used for domestic equities and options only. Pricing of other positions is as of the previous day's close or the most recently available price. If an equity security has not traded today, the valuation is based on the best bid price from the previous business day. The current bid or ask may be different from the price displayed. Securities pricing may vary from actual liquidation value.

Prices shown should only be used as a general guide to portfolio value. Your printed confirmations and statements are the official records of your account.

The value of any non-dollar denominated holding used is first converted in to a U.S. Dollar Equivalent (USDE) amount. The USDE amount is calculated by multiplying the previous day's closing price for the holding in its native currency by the previous day's closing spot (conversion) rate from sources deemed to be reliable. If the previous day's closing price is not available, then the most recent closing price available for the holding will be used.

Prices for Mutual Funds are not updated until after market close (usually between 7PM ET and 10PM ET). Until prices are updated, Change and Change (%) for Mutual Fund holdings are based on the difference between the prior two business days closing price. These values reflect the effect of market fluctuations on the Market Value of a Mutual Fund. Recent Mutual Fund activity such as a purchase or sale will not affect these values, but may result in these values not accurately reflecting the effect of market fluctuations on the account in which it is held.

Due to rounding, total asset type percentages may vary from 100.00%.

Get a copy of Adobe Reader for free

This information is provided by FINANCIAL NORTHEASTERNSECURITIES INC through Pershing LLC, member FINRA, NYSE, SIPC, a subsidiary of The Bank of New York Mellon Corporation.

Asset Protection | Pershing Privacy
 Accessibility Statement | Margin Disclosure | Cookie Policy
 © 2022 Pershing LLC. All Rights Reserved. [Click here for terms of use](#)

Trademark(s) belong to their respective owners



Account History

24 MONTH *3739

| | |
|--------------|--------------|
| Balance | \$195,000.00 |
| Available | \$0.00 |
| YTD dividend | \$1,463.85 |

Account Details ▼

Export

Print

Narrow by items containing:

e.g. AT&T, check, 5.00

| Date ▼ | Description | Amount | Balance |
|------------|--|-----------------|--------------|
| 09/01/2022 | Certificate Withdrawal / Withdrawal Mailed (eff. date 09/01/2022) | -\$165.62 | \$195,000.00 |
| 09/01/2022 | Dividend / Dividend Through date: 31AUG2022 (eff. date 09/01/2022) | \$165.62 | \$195,165.62 |

[< older](#) [newer >](#)

Other services

- [Go to My TurboTax](#)
- [Set text message alerts](#)
- [Account Preferences](#)

| | | | |
|---|---|---|---|
| C | ± | % | ÷ |
| 7 | 8 | 9 | × |
| 4 | 5 | 6 | - |
| 1 | 2 | 3 | + |
| 0 | | . | = |

12 Month **2190

Last Updated: September 7, 2022 4:49 PM

Apr 1, 2023 | **\$100,081.46**
Maturity Date | Current Balance

Transactions | **Details & Settings**

DETAILS

| | | | |
|---------------------------------------|--------------|------------------------------|-------------|
| Current Balance | \$100,081.46 | Interest Rate | 0.70% |
| Last Interest Paid Amount | \$171.92 | Last Interest Paid Date | Jul 1, 2022 |
| Previous year-to-date interest amount | \$501.78 | Year-to-date interest amount | \$670.96 |
| Maturity Date | Apr 1, 2023 | Accrued Interest | \$130.52 |
| Account Number | | | 5012190 |

SETTINGS

Online Display Name

12 Month Visibility on Home 

12 Month **3277

Last Updated: September 7, 2022 4:49 PM

Sep 26, 2022

Maturity Date

\$147,757.30

Current Balance

Transactions


Details & Settings

DETAILS

| | | | |
|---------------------------------------|--------------|------------------------------|--------------|
| Current Balance | \$147,757.30 | Interest Rate | 0.70% |
| Last Interest Paid Amount | \$260.70 | Last Interest Paid Date | Jun 26, 2022 |
| Previous year-to-date interest amount | \$1,358.96 | Year-to-date interest amount | \$515.73 |
| Maturity Date | Sep 26, 2022 | Accrued Interest | \$206.86 |
| Account Number | | | 103277 |

SETTINGS

Online Display Name

12 Month Visibility on Home 

Section 4

Income/Expense Report

Deposits/Income



Income Statement

Account Summary

For Fiscal: 2022 BUDGET Period Ending: 08/31/2022

| | Original Total Budget | Current Total Budget | MTD Activity | YTD Activity | Budget Remaining | |
|---------------------------------|--|-------------------------|--------------|--------------|---------------------|-------------|
| Fund: 010 - GENERAL FUND | | | | | | |
| Revenue | | | | | | |
| 010-30000 | BEGINNING BALANCE | 649,744.97 | 728,744.97 | 0.00 | 0.00 | 728,744.97 |
| 010-31001 | AD VAL .5619 | 7,359,980.00 | 7,359,980.00 | 0.00 | 6,564,685.12 | 795,294.88 |
| 010-31004 | HALF CENT SALES TAX(TAX ALLOC) | 600,000.00 | 600,000.00 | 106,343.42 | 702,066.01 | -102,066.01 |
| 010-31008 | PAYMENT IN LIEU OF TAXES | 65,000.00 | 65,000.00 | 0.00 | 72,399.18 | -7,399.18 |
| 010-31020 | DELINQUENT AD VALOREM | 230,000.00 | 230,000.00 | 82,530.54 | 226,464.03 | 3,535.97 |
| 010-31030 | ALCOHOLIC BEVERAGE TAX | 1,500.00 | 1,500.00 | 327.26 | 3,863.53 | -2,363.53 |
| 010-31147 | SCHOOL TAX COLLECTION FEES | 30,000.00 | 30,000.00 | 2,934.40 | 37,180.39 | -7,180.39 |
| 010-31150 | SHERIFF FEES | 20,000.00 | 20,000.00 | 0.00 | 8,680.24 | 11,319.76 |
| 010-31152 | SHERIFF TRANSPORT FEES | 100.00 | 100.00 | 0.00 | 0.00 | 100.00 |
| 010-31153 | STATE COMPTROLLER FEES | 9,000.00 | 9,000.00 | 0.00 | 0.00 | 9,000.00 |
| 010-31155 | TITLES | 12,000.00 | 12,000.00 | 965.00 | 8,595.00 | 3,405.00 |
| 010-31157 | EXCESS PROCEEDS | 1,000.00 | 1,000.00 | 0.00 | 5,446.07 | -4,446.07 |
| 010-31201 | STATE SALARY SUPPLEMENTS | 25,000.00 | 25,000.00 | 0.00 | 0.00 | 25,000.00 |
| 010-31400 | TAC CHAPTER 19 FUNDS | 100.00 | 100.00 | 0.00 | 0.00 | 100.00 |
| 010-32000 | AD VALOREM FEES | 300,000.00 | 300,000.00 | 44,732.89 | 326,397.87 | -26,397.87 |
| 010-32102 | ALCOHOL LICENSE PERMIT/FEES | 100.00 | 100.00 | 0.00 | 0.00 | 100.00 |
| 010-32103 | AUTO REGISTRATION FEES | 85,000.00 | 85,000.00 | 4,437.55 | 56,123.26 | 28,876.74 |
| 010-32111 | CONSTABLE FEES | 1,000.00 | 1,000.00 | 0.00 | 0.00 | 1,000.00 |
| 010-32118 | PROBATE JUDICIAL EDUCATION FEES | 400.00 | 400.00 | 0.00 | 85.00 | 315.00 |
| 010-32125 | FAMILY PROTECTION FEES | 1,500.00 | 1,500.00 | 0.00 | 150.00 | 1,350.00 |
| 010-32127 | FLOODPLAIN PERMIT FEE | 325.00 | 325.00 | 0.00 | 0.00 | 325.00 |
| 010-32129 | INDIGENT CIVIL LEGAL SERV FEES | 3,000.00 | 3,000.00 | 0.00 | 0.00 | 3,000.00 |
| 010-32130 | INMATE TELEPHONE COMMISSIONS | 100.00 | 100.00 | 0.00 | 0.00 | 100.00 |
| 010-32131 | JURY FEES/REIMBURSEMENTS | 10,000.00 | 10,000.00 | 5,770.00 | 8,234.00 | 1,766.00 |
| 010-32132 | RENTAL FEES COLLECTED | 0.00 | 0.00 | 5,645.00 | 26,102.50 | -26,102.50 |
| 010-32133 | GROSS WEIGHT AXEL PAYMENTS/STATE | 17,549.00 | 17,549.00 | 0.00 | 0.00 | 17,549.00 |
| 010-32499 | COURT COST SERVICE FEES | 0.00 | 0.00 | 0.00 | 3,839.56 | -3,839.56 |
| 010-32501 | JUSTICE-OF-PEACE I FEES | 80,000.00 | 80,000.00 | 6,087.56 | 41,187.81 | 38,812.19 |
| 010-32502 | JUSTICE-OF-PEACE II FEES | 8,000.00 | 8,000.00 | 2,322.78 | 11,835.89 | -3,835.89 |
| 010-32503 | JUSTICE-OF-PEACE III FEES | 8,000.00 | 8,000.00 | 210.39 | 7,610.68 | 389.32 |
| 010-32504 | JUSTICE-OF-PEACE IV FEES | 8,000.00 | 8,000.00 | 615.17 | 2,863.12 | 5,136.88 |
| 010-32516 | COUNTY CLERK FEES | 150,000.00 | 150,000.00 | 0.00 | 33,431.54 | 116,568.46 |
| 010-32517 | COUNTY CLERK FINES | 20,000.00 | 20,000.00 | 0.00 | 2,708.50 | 17,291.50 |
| 010-32519 | DISTRICT CLERK FEES | 80,000.00 | 80,000.00 | 5,811.00 | 47,763.04 | 32,236.96 |
| 010-32522 | DISTRICT CLERK FINES | 30,000.00 | 30,000.00 | 520.80 | 15,211.42 | 14,788.58 |
| 010-32531 | E-FILE COUNTY CLERK FEES | 5,000.00 | 5,000.00 | 0.00 | 0.00 | 5,000.00 |
| 010-32532 | E-FILE DISTRICT CLERK FEES | 5,000.00 | 5,000.00 | 0.00 | 0.00 | 5,000.00 |
| 010-32533 | E-FILE JUSTICE OF PEACE FEES | 2,000.00 | 2,000.00 | 0.00 | 0.00 | 2,000.00 |
| 010-32534 | TRUANCY PREVENTION & DIVERSION JP FE | 2,000.00 | 2,000.00 | 0.00 | 27.52 | 1,972.48 |
| 010-32535 | STATE BIRTH CERTIFICATE FEES (STATB) | 1,000.00 | 1,000.00 | 0.00 | 0.00 | 1,000.00 |
| 010-32536 | STATE CHILDREN'S TRUST (STATE) | 1,000.00 | 1,000.00 | 0.00 | 0.00 | 1,000.00 |
| 010-32537 | JUDICIAL JUDGE'S SALARY COMPTROLLER | 1,000.00 | 1,000.00 | 15,466.66 | 26,816.66 | -25,816.66 |
| 010-32538 | NON DISCLOSURE COURT COST (NDISC) | 1,000.00 | 1,000.00 | 0.00 | 0.00 | 1,000.00 |
| 010-32541 | DISTRICT CLERK SB 42 FEES | 1,000.00 | 1,000.00 | 10.00 | 35.00 | 965.00 |
| 010-32542 | COUNTY CLERK SB 42 FEES | 1,000.00 | 1,000.00 | 0.00 | 60.00 | 940.00 |
| 010-32543 | JUSTICE OF THE PEACE SB-42 FEES | 100.00 | 100.00 | 0.00 | 35.00 | 65.00 |
| 010-32544 | (VRC) VISUAL RECORDING FEE - COUNTY C | 100.00 | 100.00 | 0.00 | 21.87 | 78.13 |
| 010-32545 | LOCAL - J.P.'s & CO. & DIST. CLERK | 0.00 | 0.00 | 1,241.84 | 6,972.60 | -6,972.60 |
| 010-32551 | LOCAL-CO. & DIST. CONSOLIDATED CIVIL F | 0.00 | 0.00 | 594.00 | 5,632.18 | -5,632.18 |
| 010-34803 | EMS TRAUMA FUND FEES-STATE-EMS TRA | 0.00 | 0.00 | 0.00 | 35.00 | -35.00 |
| 010-34849 | DIST CLERK FEES-STATE-CHILD ABUSE PREV | 0.00 | 0.00 | 0.00 | 19.50 | -19.50 |

Income Statement

For Fiscal: 2022 BUDGET Period Ending: 08/31/2022

| | Original Total Budget | Current Total Budget | MTD Activity | YTD Activity | Budget Remaining | |
|---|--|-------------------------|----------------------|-------------------|---------------------|---------------------|
| 010-34853 | DIST CLERK CIVIL FEES-STATE-JUDICIAL SUP | 0.00 | 0.00 | 80.00 | 1,828.00 | -1,828.00 |
| 010-35100 | INTEREST ON INVESTMENTS | 23,000.00 | 23,000.00 | 1,925.60 | 24,617.45 | -1,617.45 |
| 010-35101 | Certificates of Deposit - Redeemed | 617.53 | 617.53 | 0.00 | 0.00 | 617.53 |
| 010-35102 | INTEREST FNB INVESTMENTS | 1,000.00 | 1,000.00 | 0.00 | 0.00 | 1,000.00 |
| 010-35104 | INTEREST TEXAS CLASS INVESTMENTS | 1,000.00 | 1,000.00 | 0.00 | 0.00 | 1,000.00 |
| 010-35105 | INTEREST FNB WICHITA FALLS INVESTMEN | 1,000.00 | 1,000.00 | 8,384.29 | 12,792.04 | -11,792.04 |
| 010-35106 | INTEREST EDUCATION FCU INVESTMENTS | 1,000.00 | 1,000.00 | 0.00 | 0.00 | 1,000.00 |
| 010-35107 | INTEREST NECHES FCU INVESTMENTS | 1,000.00 | 1,000.00 | 165.62 | 1,148.64 | -148.64 |
| 010-35108 | FINANCIAL NORTH INTEREST ON INVESTM | 1,000.00 | 1,000.00 | 0.00 | 4.90 | 995.10 |
| 010-36109 | INDIGENT DEFENSE FORMULA GRANT | 20,000.00 | 20,000.00 | 25,453.00 | 25,453.00 | -5,453.00 |
| 010-37000 | REFUNDS | 45,000.00 | 45,000.00 | 0.00 | 7,502.85 | 37,497.15 |
| 010-37102 | REIMBURSEMENTS | 20,000.00 | 20,000.00 | 5,580.31 | 10,014.90 | 9,985.10 |
| 010-37103 | REIMBURSEMENTS/ELECTIONS | 12,000.00 | 12,000.00 | 3,836.44 | 3,836.44 | 8,163.56 |
| 010-37104 | REIMBURSEMENTS-SHERIFF DEPARTMENT | 100,000.00 | 100,000.00 | 0.00 | 5,359.88 | 94,640.12 |
| 010-37105 | REIMB. INSURANCE CLAIMS | 100.00 | 100.00 | 0.00 | 3,244.81 | -3,144.81 |
| 010-37111 | VINE/SAVNS REIMBURSEMENT | 14,000.00 | 14,000.00 | 3,993.16 | 7,981.02 | 6,018.98 |
| 010-37112 | REIMBURSEMENT - ANIMAL CONTROL | 1,000.00 | 1,000.00 | 0.00 | 0.00 | 1,000.00 |
| 010-38100 | CDA SALARY SUPPLEMENTS | 20,000.00 | 20,000.00 | 0.00 | 1,250.00 | 18,750.00 |
| 010-38104 | DONATIONS FOR VETERANS SERVICE | 0.00 | 0.00 | 50.00 | 589.00 | -589.00 |
| 010-38107 | REIMBURSEMENTS-HOSPITALIZATION | 4,000.00 | 4,000.00 | 0.00 | 0.00 | 4,000.00 |
| 010-38111 | DONATIONS | 100.00 | 100.00 | 0.00 | 34,000.00 | -33,900.00 |
| 010-38113 | OTHER INCOME | 20,000.00 | 20,000.00 | 0.00 | 85.95 | 19,914.05 |
| 010-38115 | SALE OF SHERIFF'S CARS | 1,000.00 | 1,000.00 | 0.00 | 500.00 | 500.00 |
| 010-38116 | SHERIFF SALES | 1,000.00 | 1,000.00 | 34,876.00 | 76,210.00 | -75,210.00 |
| 010-38119 | UNCLAIMED PROPERTY | 100.00 | 100.00 | 0.00 | 0.00 | 100.00 |
| 010-38120 | UNUSED JURY MONEY | 5,000.00 | 5,000.00 | 171.00 | 4,528.00 | 472.00 |
| 010-39006 | TRANSFER FROM VAW SPEC PROS | 100.00 | 100.00 | 0.00 | 0.00 | 100.00 |
| 010-39010 | TRANSFER FROM STATE COSTS | 25,000.00 | 25,000.00 | 0.00 | 0.00 | 25,000.00 |
| 010-39019 | TRANSFER FROM CDA STATE APPROPRIATI | 1,000.00 | 1,000.00 | 0.00 | 57,781.22 | -56,781.22 |
| Revenue Total: | | 10,145,616.50 | 10,224,616.50 | 371,081.68 | 8,531,307.19 | 1,693,309.31 |
| Fund: 010 - GENERAL FUND Total: | | 10,145,616.50 | 10,224,616.50 | 371,081.68 | 8,531,307.19 | |
| Fund: 020 - GENERAL ROAD & BRIDGE | | | | | | |
| Revenue | | | | | | |
| 020-31000 | AD VAL--2178 | 2,478,870.00 | 2,478,870.00 | 0.00 | 2,427,675.19 | 51,194.81 |
| 020-31009 | PAYMENT IN LIEU OF TAXES | 850.00 | 850.00 | 0.00 | 577.45 | 272.55 |
| 020-31020 | DELINQUENT AD VALOREM | 73,000.00 | 73,000.00 | 29,997.97 | 82,139.43 | -9,139.43 |
| 020-32222 | MOTOR VEHICLE REGISTRATION | 360,000.00 | 360,000.00 | 0.00 | 322,861.75 | 37,138.25 |
| 020-32517 | COUNTY CLERK FINES | 7,009.00 | 7,009.00 | 0.00 | 1,805.67 | 5,203.33 |
| 020-32522 | DISTRICT CLERK FINES | 20,000.00 | 20,000.00 | 347.20 | 10,140.95 | 9,859.05 |
| 020-38150 | DEPARTMENT OF TRANSPORATION | 22,000.00 | 22,000.00 | 0.00 | 0.00 | 22,000.00 |
| 020-39009 | SPECIAL AUTO TAX | 150,000.00 | 150,000.00 | 14,070.00 | 152,242.47 | -2,242.47 |
| Revenue Total: | | 3,111,729.00 | 3,111,729.00 | 44,415.17 | 2,997,442.91 | 114,286.09 |
| Fund: 020 - GENERAL ROAD & BRIDGE Total: | | 3,111,729.00 | 3,111,729.00 | 44,415.17 | 2,997,442.91 | |
| Fund: 021 - ROAD & BRIDGE I | | | | | | |
| Revenue | | | | | | |
| 021-30000 | BEGINNING BALANCE | 27,847.65 | 195,326.02 | 0.00 | 0.00 | 195,326.02 |
| 021-35100 | INTEREST ON INVESTMENTS | 1,800.00 | 1,800.00 | 289.99 | 1,771.19 | 28.81 |
| 021-37000 | REFUNDS | 100.00 | 100.00 | 0.00 | 0.00 | 100.00 |
| 021-39000 | TRANSFER FROM GENERAL FUND | 51,200.00 | 51,200.00 | 0.00 | 51,200.00 | 0.00 |
| 021-39003 | TRANSFER FROM GEN R&B | 686,018.00 | 686,018.00 | 9,461.20 | 638,508.05 | 47,509.95 |
| 021-39004 | TRANSFER FROM R&B, PCT 2 | 19,040.00 | 19,040.00 | 1,586.61 | 12,692.88 | 6,347.12 |
| 021-39005 | TRANSFER FROM R&B, PCT 4 | 0.00 | 16,978.38 | 0.00 | 0.00 | 16,978.38 |
| 021-39015 | TRANSFER FROM ROAD & BRIDGE #3 | 0.00 | 0.00 | 0.00 | 9,674.11 | -9,674.11 |
| Revenue Total: | | 786,005.65 | 970,462.40 | 11,337.80 | 713,846.23 | 256,616.17 |
| Fund: 021 - ROAD & BRIDGE I Total: | | 786,005.65 | 970,462.40 | 11,337.80 | 713,846.23 | |

Income Statement

For Fiscal: 2022 BUDGET Period Ending: 08/31/2022

| | | Original Total Budget | Current Total Budget | MTD Activity | YTD Activity | Budget Remaining |
|---|--|--------------------------|-------------------------|-------------------|-------------------|---------------------|
| Fund: 022 - ROAD & BRIDGE II | | | | | | |
| Revenue | | | | | | |
| 022-30000 | BEGINNING BALANCE | 121,767.29 | 121,767.29 | 0.00 | 0.00 | 121,767.29 |
| 022-35100 | INTEREST ON INVESTMENTS | 1,200.00 | 1,200.00 | 93.05 | 552.33 | 647.67 |
| 022-37000 | REFUNDS | 150.00 | 150.00 | 0.00 | 0.00 | 150.00 |
| 022-37100 | FEMA REIMBURSEMENTS | 105,000.00 | 105,000.00 | 0.00 | 0.00 | 105,000.00 |
| 022-39000 | TRANSFER FROM GENERAL FUND | 51,200.00 | 51,200.00 | 0.00 | 51,200.00 | 0.00 |
| 022-39003 | TRANSFER FROM GEN R&B | 704,539.01 | 704,539.01 | 10,360.03 | 699,166.70 | 5,372.31 |
| 022-39014 | TRANSFER FROM ROAD & BRIDGE #1 | 0.00 | 0.00 | 115,000.00 | 115,000.00 | -115,000.00 |
| 022-39020 | TRANSFER FROM COUNTY WIDE RIGHT OF | 0.00 | 0.00 | 30,000.00 | 30,000.00 | -30,000.00 |
| 022-39200 | SALE OF EQUIPMENT/SCARP METAL | 0.00 | 0.00 | 0.00 | 28,868.30 | -28,868.30 |
| | Revenue Total: | 983,856.30 | 983,856.30 | 155,453.08 | 924,787.33 | 59,068.97 |
| | Fund: 022 - ROAD & BRIDGE II Total: | 983,856.30 | 983,856.30 | 155,453.08 | 924,787.33 | |
| Fund: 023 - ROAD & BRIDGE III | | | | | | |
| Revenue | | | | | | |
| 023-30000 | BEGINNING BALANCE | 216,359.05 | 216,359.05 | 0.00 | 0.00 | 216,359.05 |
| 023-35100 | INTEREST ON INVESTMENTS | 1,500.00 | 1,500.00 | 315.80 | 1,882.45 | -382.45 |
| 023-39000 | TRANSFER FROM GENERAL FUND | 51,200.00 | 51,200.00 | 0.00 | 51,200.00 | 0.00 |
| 023-39003 | TRANSFER FROM GEN R&B | 903,157.55 | 903,157.55 | 12,891.20 | 869,986.88 | 33,170.67 |
| 023-39005 | TRANSFER FROM R&B, PCT 4 | 22,108.00 | 22,108.00 | 1,609.54 | 12,876.32 | 9,231.68 |
| 023-39200 | SALE OF EQUIPMENT & SCRAP METAL | 0.00 | 0.00 | 1,200.00 | 1,200.00 | -1,200.00 |
| | Revenue Total: | 1,194,324.60 | 1,194,324.60 | 16,016.54 | 937,145.65 | 257,178.95 |
| | Fund: 023 - ROAD & BRIDGE III Total: | 1,194,324.60 | 1,194,324.60 | 16,016.54 | 937,145.65 | |
| Fund: 024 - ROAD & BRIDGE IV | | | | | | |
| Revenue | | | | | | |
| 024-30000 | BEGINNING BALANCE | 252,699.07 | 252,699.07 | 0.00 | 0.00 | 252,699.07 |
| 024-35100 | INTEREST ON INVESTMENTS | 1,200.00 | 1,200.00 | 358.71 | 2,597.56 | -1,397.56 |
| 024-35105 | INTEREST FNB WICHITA FALLS INVESTMEN | 0.00 | 0.00 | 673.93 | 912.70 | -912.70 |
| 024-37000 | REFUNDS | 0.00 | 0.00 | 1,043.61 | 1,043.61 | -1,043.61 |
| 024-37102 | REIMBURSEMENTS | 0.00 | 0.00 | 0.00 | 251.86 | -251.86 |
| 024-39000 | TRANSFER FROM GENERAL FUND | 51,200.00 | 51,200.00 | 0.00 | 51,200.00 | 0.00 |
| 024-39003 | TRANSFER FROM GEN R&B | 818,014.44 | 818,014.44 | 11,702.74 | 789,781.28 | 28,233.16 |
| | Revenue Total: | 1,123,113.51 | 1,123,113.51 | 13,778.99 | 845,787.01 | 277,326.50 |
| | Fund: 024 - ROAD & BRIDGE IV Total: | 1,123,113.51 | 1,123,113.51 | 13,778.99 | 845,787.01 | |
| Fund: 025 - TYLER CO AIRPORT | | | | | | |
| Revenue | | | | | | |
| 025-30000 | BEGINNING BALANCE | 11,584.00 | 11,584.00 | 0.00 | 0.00 | 11,584.00 |
| 025-32101 | AIRPORT FEES/RENTAL | 1,500.00 | 1,500.00 | 0.00 | 1,255.00 | 245.00 |
| 025-35100 | INTEREST ON INVESTMENTS | 250.00 | 250.00 | -1.41 | 4.07 | 245.93 |
| 025-39000 | TRANSFER FROM GENERAL FUND | 12,000.00 | 12,000.00 | 2,524.64 | 14,524.64 | -2,524.64 |
| | Revenue Total: | 25,334.00 | 25,334.00 | 2,523.23 | 15,783.71 | 9,550.29 |
| | Fund: 025 - TYLER CO AIRPORT Total: | 25,334.00 | 25,334.00 | 2,523.23 | 15,783.71 | |
| Fund: 026 - TYLER CO. RODEO ARENA/FAIRGRND | | | | | | |
| Revenue | | | | | | |
| 026-30000 | BEGINNING BALANCE | 18,412.00 | 18,412.00 | 0.00 | 0.00 | 18,412.00 |
| 026-31145 | RODEO ARENA FEES | 2,300.00 | 2,300.00 | 0.00 | 0.00 | 2,300.00 |
| 026-35100 | INTEREST ON INVESTMENTS | 30.00 | 30.00 | 16.61 | 80.03 | -50.03 |
| 026-39000 | TRANSFER FROM GENERAL FUND | 20,200.00 | 20,200.00 | 0.00 | 20,200.00 | 0.00 |
| | Revenue Total: | 40,942.00 | 40,942.00 | 16.61 | 20,280.03 | 20,661.97 |
| | Fund: 026 - TYLER CO. RODEO ARENA/FAIRGRND Total: | 40,942.00 | 40,942.00 | 16.61 | 20,280.03 | |
| Fund: 028 - ECONOMIC DEVELOPMENT | | | | | | |
| Revenue | | | | | | |
| 028-35100 | INTEREST ON INVESTMENTS | 100.00 | 100.00 | 36.88 | 163.02 | -63.02 |

Income Statement

For Fiscal: 2022 BUDGET Period Ending: 08/31/2022

| | | Original Total Budget | Current Total Budget | MTD Activity | YTD Activity | Budget Remaining |
|---|--|--------------------------|-------------------------|-----------------|---------------------|---------------------|
| 028-39000 | TRANSFER FROM GENERAL FUND | 10,500.00 | 10,500.00 | 0.00 | 10,500.00 | 0.00 |
| | Revenue Total: | 10,600.00 | 10,600.00 | 36.88 | 10,663.02 | -63.02 |
| | Fund: 028 - ECONOMIC DEVELOPMENT Total: | 10,600.00 | 10,600.00 | 36.88 | 10,663.02 | |
| Fund: 029 - BENEVOLENCE FUND | | | | | | |
| Revenue | | | | | | |
| 029-39000 | TRANSFER FROM GENERAL | 1,000.00 | 1,000.00 | 0.00 | 1,000.00 | 0.00 |
| | Revenue Total: | 1,000.00 | 1,000.00 | 0.00 | 1,000.00 | 0.00 |
| | Fund: 029 - BENEVOLENCE FUND Total: | 1,000.00 | 1,000.00 | 0.00 | 1,000.00 | |
| Fund: 030 - DIST CL'K STATE APPROP | | | | | | |
| Revenue | | | | | | |
| 030-30000 | BEGINNING BALANCE | 48,492.00 | 48,492.00 | 0.00 | 0.00 | 48,492.00 |
| 030-35100 | INTEREST ON INVESTMENTS | 100.00 | 100.00 | 27.76 | 132.23 | -32.23 |
| | Revenue Total: | 48,592.00 | 48,592.00 | 27.76 | 132.23 | 48,459.77 |
| | Fund: 030 - DIST CL'K STATE APPROP Total: | 48,592.00 | 48,592.00 | 27.76 | 132.23 | |
| Fund: 031 - COUNTY CLERK RMP | | | | | | |
| Revenue | | | | | | |
| 031-30000 | BEGINNING BALANCE | 234,703.00 | 234,703.00 | 0.00 | 0.00 | 234,703.00 |
| 031-31143 | RECORD ARCHIVE FEES | 0.00 | 0.00 | 0.00 | 7,977.00 | -7,977.00 |
| 031-32134 | DIGITIZED PRESERVATION FOR COURT REC | 0.00 | 0.00 | 0.00 | 200.00 | -200.00 |
| 031-32524 | COUNTY CLERK FEES (RMP) | 50,000.00 | 50,000.00 | 0.00 | 7,775.00 | 42,225.00 |
| 031-32539 | CLERK RECORDS ARCHIVE FEES (ARCHV) | 50,000.00 | 50,000.00 | 0.00 | 0.00 | 50,000.00 |
| 031-35100 | INTEREST ON INVESTMENTS | 600.00 | 600.00 | 51.57 | 1,530.45 | -930.45 |
| 031-35105 | INTEREST FNB WICHITA FALLS INVESTMEN | 0.00 | 0.00 | 1,143.31 | 1,548.49 | -1,548.49 |
| | Revenue Total: | 335,303.00 | 335,303.00 | 1,194.88 | 19,030.94 | 316,272.06 |
| | Fund: 031 - COUNTY CLERK RMP Total: | 335,303.00 | 335,303.00 | 1,194.88 | 19,030.94 | |
| Fund: 032 - C D A FORFEITURE | | | | | | |
| Revenue | | | | | | |
| 032-30000 | BEGINNING BALANCE | 15,000.00 | 15,000.00 | 0.00 | 0.00 | 15,000.00 |
| 032-32529 | DIST. ATTY FORFEITURES AWARDED | 20.00 | 20.00 | 0.00 | 0.00 | 20.00 |
| 032-35100 | INTEREST ON INVESTMENTS | 0.00 | 0.00 | 5.13 | 24.46 | -24.46 |
| | Revenue Total: | 15,020.00 | 15,020.00 | 5.13 | 24.46 | 14,995.54 |
| | Fund: 032 - C D A FORFEITURE Total: | 15,020.00 | 15,020.00 | 5.13 | 24.46 | |
| Fund: 033 - SHERIFF FORFEITURE | | | | | | |
| Revenue | | | | | | |
| 033-30000 | BEGINNING BALANCE | 5,900.00 | 5,900.00 | 0.00 | 0.00 | 5,900.00 |
| | Revenue Total: | 5,900.00 | 5,900.00 | 0.00 | 0.00 | 5,900.00 |
| | Fund: 033 - SHERIFF FORFEITURE Total: | 5,900.00 | 5,900.00 | 0.00 | 0.00 | |
| Fund: 034 - DISTRICT CLERK RMP | | | | | | |
| Revenue | | | | | | |
| 034-30000 | BEGINNING BALANCE | 2,030.00 | 2,030.00 | 0.00 | 0.00 | 2,030.00 |
| 034-32519 | DISTRICT CLERK FEES | 0.00 | 0.00 | 520.00 | 2,450.00 | -2,450.00 |
| 034-32526 | DIST CLK CRIMINAL ARCHIVE FEE | 1,650.00 | 1,650.00 | 0.00 | 0.00 | 1,650.00 |
| 034-32530 | DISTRICT CLERK ARCHIVE FEE | 1,320.00 | 1,320.00 | 10.00 | 245.00 | 1,075.00 |
| 034-35100 | INTEREST ON INVESTMENTS | 0.00 | 0.00 | 3.56 | 13.38 | -13.38 |
| | Revenue Total: | 5,000.00 | 5,000.00 | 533.56 | 2,708.38 | 2,291.62 |
| | Fund: 034 - DISTRICT CLERK RMP Total: | 5,000.00 | 5,000.00 | 533.56 | 2,708.38 | |
| Fund: 035 - AMERICAN RESCUE PLAN ACT FUNDING | | | | | | |
| Revenue | | | | | | |
| 035-31301 | ARPA FUNDING | 0.00 | 2,104,766.00 | 0.00 | 2,104,766.00 | 0.00 |
| | Revenue Total: | 0.00 | 2,104,766.00 | 0.00 | 2,104,766.00 | 0.00 |
| | Fund: 035 - AMERICAN RESCUE PLAN ACT FUNDING Total: | 0.00 | 2,104,766.00 | 0.00 | 2,104,766.00 | |
| Fund: 036 - LIBRARY FUND | | | | | | |
| Revenue | | | | | | |
| 036-32517 | COUNTY CLERK FINES | 2,500.00 | 2,500.00 | 0.00 | 400.00 | 2,100.00 |

Income Statement

For Fiscal: 2022 BUDGET Period Ending: 08/31/2022

| | | Original Total Budget | Current Total Budget | MTD Activity | YTD Activity | Budget Remaining |
|---|--|--------------------------|-------------------------|-----------------|------------------|---------------------|
| 036-32522 | DISTRICT CLERK FINES | 5,000.00 | 5,000.00 | 560.00 | 4,765.00 | 235.00 |
| 036-35100 | INTEREST ON INVESTMENTS | 100.00 | 100.00 | 43.67 | 194.52 | -94.52 |
| 036-39000 | TRANSFER FROM GENERAL | 25,000.00 | 25,000.00 | 0.00 | 25,000.00 | 0.00 |
| | Revenue Total: | 32,600.00 | 32,600.00 | 603.67 | 30,359.52 | 2,240.48 |
| | Fund: 036 - LIBRARY FUND Total: | 32,600.00 | 32,600.00 | 603.67 | 30,359.52 | |
| Fund: 037 - T C COLLECTION CENTER | | | | | | |
| Revenue | | | | | | |
| 037-35100 | INTEREST ON INVESTMENTS | 0.00 | 0.00 | 180.39 | 859.35 | -859.35 |
| | Revenue Total: | 0.00 | 0.00 | 180.39 | 859.35 | -859.35 |
| | Fund: 037 - T C COLLECTION CENTER Total: | 0.00 | 0.00 | 180.39 | 859.35 | |
| Fund: 039 - TXCDBG SMALL BUSINESS LOAN PRJ | | | | | | |
| Revenue | | | | | | |
| 039-39300 | LOAN PROCEEDS | 0.00 | 0.00 | 557.50 | 4,566.50 | -4,566.50 |
| | Revenue Total: | 0.00 | 0.00 | 557.50 | 4,566.50 | -4,566.50 |
| | Fund: 039 - TXCDBG SMALL BUSINESS LOAN PRJ Total: | 0.00 | 0.00 | 557.50 | 4,566.50 | |
| Fund: 041 - PEACE OFFICER SERVICE FEES | | | | | | |
| Revenue | | | | | | |
| 041-31142 | PEACE OFFICER FEES | 0.00 | 0.00 | 0.00 | 9,089.20 | -9,089.20 |
| 041-35100 | INTEREST ON INVESTMENTS | 0.00 | 0.00 | 55.56 | 259.13 | -259.13 |
| | Revenue Total: | 0.00 | 0.00 | 55.56 | 9,348.33 | -9,348.33 |
| | Fund: 041 - PEACE OFFICER SERVICE FEES Total: | 0.00 | 0.00 | 55.56 | 9,348.33 | |
| Fund: 043 - JAIL INTEREST & SINKING | | | | | | |
| Revenue | | | | | | |
| 043-30000 | BEGINNING BALANCE | 100,000.00 | 100,000.00 | 0.00 | 0.00 | 100,000.00 |
| 043-31020 | DELINQUENT AD VALOREM | 1,000.00 | 1,000.00 | 0.00 | 143.85 | 856.15 |
| 043-35100 | INTEREST ON INVESTMENTS | 1,500.00 | 1,500.00 | 133.57 | 848.34 | 651.66 |
| 043-35103 | INTEREST TEX POOL INVESTMENTS | 0.00 | 0.00 | 0.00 | 0.62 | -0.62 |
| | Revenue Total: | 102,500.00 | 102,500.00 | 133.57 | 992.81 | 101,507.19 |
| | Fund: 043 - JAIL INTEREST & SINKING Total: | 102,500.00 | 102,500.00 | 133.57 | 992.81 | |
| Fund: 044 - COURTHOUSE SECURITY | | | | | | |
| Revenue | | | | | | |
| 044-30000 | BEGINNING BALANCE | 3,276.00 | 3,276.00 | 0.00 | 0.00 | 3,276.00 |
| 044-30403 | ESTIMATED CARRYOVER | 21,318.00 | 21,318.00 | 0.00 | 0.00 | 21,318.00 |
| 044-32112 | COURTHOUSE SECURITY FEES | 18,000.00 | 18,000.00 | 668.59 | 6,371.05 | 11,628.95 |
| 044-35100 | INTEREST ON INVESTMENTS | 240.00 | 240.00 | 49.60 | 213.89 | 26.11 |
| 044-39000 | TRANSFER FROM GENERAL FUND | 75,200.00 | 75,200.00 | 0.00 | 75,200.00 | 0.00 |
| | Revenue Total: | 118,034.00 | 118,034.00 | 718.19 | 81,784.94 | 36,249.06 |
| | Fund: 044 - COURTHOUSE SECURITY Total: | 118,034.00 | 118,034.00 | 718.19 | 81,784.94 | |
| Fund: 045 - COUNTY-RMP | | | | | | |
| Revenue | | | | | | |
| 045-30000 | BEGINNING BALANCE | 55,000.00 | 55,000.00 | 0.00 | 0.00 | 55,000.00 |
| 045-32527 | DIST. & CO. CLERK FEES | 4,000.00 | 4,000.00 | 10.00 | 2,292.00 | 1,708.00 |
| 045-35100 | INTEREST ON INVESTMENTS | 350.00 | 350.00 | 56.57 | 267.21 | 82.79 |
| | Revenue Total: | 59,350.00 | 59,350.00 | 66.57 | 2,559.21 | 56,790.79 |
| | Fund: 045 - COUNTY-RMP Total: | 59,350.00 | 59,350.00 | 66.57 | 2,559.21 | |
| Fund: 047 - COUNTY-WIDE RIGHT-OF-WAY FUNDB | | | | | | |
| Revenue | | | | | | |
| 047-30404 | PARTIAL CARRYOVER | 500,000.00 | 500,000.00 | 0.00 | 0.00 | 500,000.00 |
| 047-35100 | INTEREST ON INVESTMENTS | 1,000.00 | 1,000.00 | 18.37 | 1,573.18 | -573.18 |
| 047-35105 | INTEREST FNB WICHITA FALLS INVESTMEN | 0.00 | 0.00 | 1,572.50 | 2,129.63 | -2,129.63 |
| | Revenue Total: | 501,000.00 | 501,000.00 | 1,590.87 | 3,702.81 | 497,297.19 |
| | Fund: 047 - COUNTY-WIDE RIGHT-OF-WAY FUNDB Total: | 501,000.00 | 501,000.00 | 1,590.87 | 3,702.81 | |

Income Statement

For Fiscal: 2022 BUDGET Period Ending: 08/31/2022

| | | Original Total Budget | Current Total Budget | MTD Activity | YTD Activity | Budget Remaining |
|--|---|--------------------------|-------------------------|-----------------|------------------|---------------------|
| Fund: 048 - EMERGENCY DISASTER RELIEF | | | | | | |
| Revenue | | | | | | |
| 048-30000 | BEGINNING BALANCE | 800,000.00 | 800,000.00 | 0.00 | 0.00 | 800,000.00 |
| 048-31141 | OTHER REVENUE | 0.00 | 0.00 | 0.00 | 13,050.00 | -13,050.00 |
| 048-35100 | INTEREST ON INVESTMENTS | 5,000.00 | 5,000.00 | 18.02 | 8,821.97 | -3,821.97 |
| 048-35103 | INTEREST TEX POOL INVESTMENTS | 0.00 | 0.00 | 0.00 | 0.60 | -0.60 |
| 048-35104 | INTEREST TEXAS CLASS INVESTMENTS | 0.00 | 0.00 | 0.02 | 0.02 | -0.02 |
| 048-35105 | INTEREST FNB WICHITA FALLS INVESTMEN | 0.00 | 0.00 | 8,985.71 | 12,169.29 | -12,169.29 |
| | Revenue Total: | 805,000.00 | 805,000.00 | 9,003.75 | 34,041.88 | 770,958.12 |
| | Fund: 048 - EMERGENCY DISASTER RELIEF Total: | 805,000.00 | 805,000.00 | 9,003.75 | 34,041.88 | |
| Fund: 049 - C D A TRUST | | | | | | |
| Revenue | | | | | | |
| 049-31144 | RESTITUTION COLLECTED | 10,000.00 | 10,000.00 | 0.00 | 1,910.67 | 8,089.33 |
| | Revenue Total: | 10,000.00 | 10,000.00 | 0.00 | 1,910.67 | 8,089.33 |
| | Fund: 049 - C D A TRUST Total: | 10,000.00 | 10,000.00 | 0.00 | 1,910.67 | |
| Fund: 050 - C D A FEES | | | | | | |
| Revenue | | | | | | |
| 050-30000 | BEGINNING BALANCE | 3,963.00 | 3,963.00 | 0.00 | 0.00 | 3,963.00 |
| 050-32528 | DIST. ATTY FEES | 12,000.00 | 12,000.00 | 0.00 | 0.00 | 12,000.00 |
| | Revenue Total: | 15,963.00 | 15,963.00 | 0.00 | 0.00 | 15,963.00 |
| | Fund: 050 - C D A FEES Total: | 15,963.00 | 15,963.00 | 0.00 | 0.00 | |
| Fund: 051 - CDA STATE APPROPRIATIONS FUND | | | | | | |
| Revenue | | | | | | |
| 051-31200 | STATE APPROPRIATIONS | 0.00 | 0.00 | 0.00 | 9,166.66 | -9,166.66 |
| 051-35100 | INTEREST ON INVESTMENTS | 0.00 | 0.00 | 43.79 | 270.04 | -270.04 |
| | Revenue Total: | 0.00 | 0.00 | 43.79 | 9,436.70 | -9,436.70 |
| | Fund: 051 - CDA STATE APPROPRIATIONS FUND Total: | 0.00 | 0.00 | 43.79 | 9,436.70 | |
| Fund: 052 - ALTERNATE DISPUTE RESOLUTION | | | | | | |
| Revenue | | | | | | |
| 052-35100 | INTEREST ON INVESTMENTS | 0.00 | 0.00 | 45.78 | 218.24 | -218.24 |
| | Revenue Total: | 0.00 | 0.00 | 45.78 | 218.24 | -218.24 |
| | Fund: 052 - ALTERNATE DISPUTE RESOLUTION Total: | 0.00 | 0.00 | 45.78 | 218.24 | |
| Fund: 072 - TYLER COUNTY SEACH & RESCUE | | | | | | |
| Revenue | | | | | | |
| 072-35100 | INTEREST ON INVESTMENTS | 0.00 | 0.00 | 0.11 | 0.53 | -0.53 |
| | Revenue Total: | 0.00 | 0.00 | 0.11 | 0.53 | -0.53 |
| | Fund: 072 - TYLER COUNTY SEACH & RESCUE Total: | 0.00 | 0.00 | 0.11 | 0.53 | |
| Fund: 073 - JUSTICE COURT TECHNOLOGY FUND | | | | | | |
| Revenue | | | | | | |
| 073-32500 | JUSTICE OF PEACE FEES | 0.00 | 0.00 | 18.59 | 280.05 | -280.05 |
| 073-35100 | INTEREST ON INVESTMENTS | 0.00 | 0.00 | 27.36 | 131.69 | -131.69 |
| | Revenue Total: | 0.00 | 0.00 | 45.95 | 411.74 | -411.74 |
| | Fund: 073 - JUSTICE COURT TECHNOLOGY FUND Total: | 0.00 | 0.00 | 45.95 | 411.74 | |
| Fund: 074 - HOMELAND SECURITY | | | | | | |
| Revenue | | | | | | |
| 074-35100 | INTEREST ON INVESTMENTS | 0.00 | 0.00 | 5.59 | 26.62 | -26.62 |
| | Revenue Total: | 0.00 | 0.00 | 5.59 | 26.62 | -26.62 |
| | Fund: 074 - HOMELAND SECURITY Total: | 0.00 | 0.00 | 5.59 | 26.62 | |
| Fund: 076 - EMERGENCY OPERATIONS CENTER | | | | | | |
| Revenue | | | | | | |
| 076-30000 | BEGINNING BALANCE | 23,326.00 | 23,326.00 | 0.00 | 0.00 | 23,326.00 |
| 076-35100 | INTEREST ON INVESTMENTS | 200.00 | 200.00 | 158.02 | 633.00 | -433.00 |
| 076-38118 | REIMBURSEMENT/MISC INCOME | 0.00 | 0.00 | 0.00 | 765.18 | -765.18 |

Income Statement

For Fiscal: 2022 BUDGET Period Ending: 08/31/2022

| | | Original Total Budget | Current Total Budget | MTD Activity | YTD Activity | Budget Remaining |
|--|---|--------------------------|-------------------------|-------------------|-------------------|---------------------|
| 076-39000 | TRANSFER FROM GENERAL FUND | 162,808.00 | 162,808.00 | 0.00 | 162,808.00 | 0.00 |
| | Revenue Total: | 186,334.00 | 186,334.00 | 158.02 | 164,206.18 | 22,127.82 |
| | Fund: 076 - EMERGENCY OPERATIONS CENTER Total: | 186,334.00 | 186,334.00 | 158.02 | 164,206.18 | |
| Fund: 088 - TJPC-TITLE IVE FUND | | | | | | |
| Revenue | | | | | | |
| 088-35100 | INTEREST ON INVESTMENTS | 0.00 | 0.00 | 20.25 | 96.47 | -96.47 |
| | Revenue Total: | 0.00 | 0.00 | 20.25 | 96.47 | -96.47 |
| | Fund: 088 - TJPC-TITLE IVE FUND Total: | 0.00 | 0.00 | 20.25 | 96.47 | |
| Fund: 089 - TYLER COUNTY NUTRITION CENTER | | | | | | |
| Revenue | | | | | | |
| 089-30000 | BEGINNING BALANCE | 48,500.00 | 48,500.00 | 0.00 | 0.00 | 48,500.00 |
| 089-31140 | LEASE INCOME | 3,000.00 | 3,000.00 | 125.00 | 1,250.00 | 1,750.00 |
| 089-32128 | HALL RENTAL | 1,500.00 | 1,500.00 | 0.00 | 150.00 | 1,350.00 |
| 089-35100 | INTEREST ON INVESTMENTS | 200.00 | 200.00 | 28.41 | 150.61 | 49.39 |
| 089-39000 | TRANSFER FROM GENERAL FUND | 10,000.00 | 10,000.00 | 0.00 | 10,000.00 | 0.00 |
| | Revenue Total: | 63,200.00 | 63,200.00 | 153.41 | 11,550.61 | 51,649.39 |
| | Fund: 089 - TYLER COUNTY NUTRITION CENTER Total: | 63,200.00 | 63,200.00 | 153.41 | 11,550.61 | |
| Fund: 096 - CHILD WELFARE BOARD FUND | | | | | | |
| Revenue | | | | | | |
| 096-35100 | INTEREST ON INVESTMENTS | 0.00 | 0.00 | 5.00 | 23.43 | -23.43 |
| 096-38105 | JUROR DONATIONS | 0.00 | 0.00 | 0.00 | 801.00 | -801.00 |
| | Revenue Total: | 0.00 | 0.00 | 5.00 | 824.43 | -824.43 |
| | Fund: 096 - CHILD WELFARE BOARD FUND Total: | 0.00 | 0.00 | 5.00 | 824.43 | |
| Fund: 097 - CHILD SAFETY FUND | | | | | | |
| Revenue | | | | | | |
| 097-32105 | CHILD SAFETY FUND FEES | 49,943.00 | 49,943.00 | 1,407.00 | 12,920.00 | 37,023.00 |
| 097-35100 | INTEREST ON INVESTMENTS | 1,500.00 | 1,500.00 | 27.32 | 169.21 | 1,330.79 |
| | Revenue Total: | 51,443.00 | 51,443.00 | 1,434.32 | 13,089.21 | 38,353.79 |
| | Fund: 097 - CHILD SAFETY FUND Total: | 51,443.00 | 51,443.00 | 1,434.32 | 13,089.21 | |
| Fund: 101 - SUPPLEMENT COURT QUARDIANSHIP | | | | | | |
| Revenue | | | | | | |
| 101-31148 | SCIG FEES | 0.00 | 0.00 | 0.00 | 340.00 | -340.00 |
| 101-35100 | INTEREST ON INVESTMENTS | 0.00 | 0.00 | 15.34 | 72.96 | -72.96 |
| | Revenue Total: | 0.00 | 0.00 | 15.34 | 412.96 | -412.96 |
| | Fund: 101 - SUPPLEMENT COURT QUARDIANSHIP Total: | 0.00 | 0.00 | 15.34 | 412.96 | |
| Fund: 103 - DISTRICT COURT CRIMINAL TECHNOLOGY FUND | | | | | | |
| Revenue | | | | | | |
| 103-32107 | CIVIL TECHNOLOGY FEE | 0.00 | 0.00 | 20.00 | 462.90 | -462.90 |
| 103-32113 | CRIMINAL TECHNOLOGY FEE | 0.00 | 0.00 | 0.00 | 52.00 | -52.00 |
| 103-35100 | INTEREST ON INVESTMENTS | 0.00 | 0.00 | 19.14 | 90.89 | -90.89 |
| | Revenue Total: | 0.00 | 0.00 | 39.14 | 605.79 | -605.79 |
| | Fund: 103 - DISTRICT COURT CRIMINAL TECHNOLOGY FUND Total: | 0.00 | 0.00 | 39.14 | 605.79 | |
| Fund: 104 - Harvey Round 1 (CDBG) 20-065-087-C248 | | | | | | |
| Revenue | | | | | | |
| 104-36108 | GRANT FUNDING | 0.00 | 0.00 | 3,430.12 | 184,390.34 | -184,390.34 |
| | Revenue Total: | 0.00 | 0.00 | 3,430.12 | 184,390.34 | -184,390.34 |
| | Fund: 104 - Harvey Round 1 (CDBG) 20-065-087-C248 Total: | 0.00 | 0.00 | 3,430.12 | 184,390.34 | |
| Fund: 107 - CDBG LOCAL BUYOUT/AQUISITION PROGRAM | | | | | | |
| Revenue | | | | | | |
| 107-36112 | CDBG BUYOUT GRANT FUNDING | 0.00 | 0.00 | 150,719.25 | 150,719.25 | -150,719.25 |
| | Revenue Total: | 0.00 | 0.00 | 150,719.25 | 150,719.25 | -150,719.25 |
| | Fund: 107 - CDBG LOCAL BUYOUT/AQUISITION PROGRAM Total: | 0.00 | 0.00 | 150,719.25 | 150,719.25 | |

Income Statement

For Fiscal: 2022 BUDGET Period Ending: 08/31/2022

| | | Original Total Budget | Current Total Budget | MTD Activity | YTD Activity | Budget Remaining |
|---|--|--------------------------|-------------------------|-------------------|----------------------|---------------------|
| Fund: 111 - COURTHOUSE RESTORATION | | | | | | |
| Revenue | | | | | | |
| 111-30000 | BEGINNING BALANCE | 425,000.00 | 425,000.00 | 0.00 | 0.00 | 425,000.00 |
| 111-39000 | TRANSFER FROM GENERAL FUND | 75,000.00 | 75,000.00 | 0.00 | 75,000.00 | 0.00 |
| | Revenue Total: | 500,000.00 | 500,000.00 | 0.00 | 75,000.00 | 425,000.00 |
| | Fund: 111 - COURTHOUSE RESTORATION Total: | 500,000.00 | 500,000.00 | 0.00 | 75,000.00 | |
| Fund: 112 - LEGISLATIVE SERVICES | | | | | | |
| Revenue | | | | | | |
| 112-39000 | TRANSFER FROM GENERAL FUND | 10,500.00 | 10,500.00 | 0.00 | 10,500.00 | 0.00 |
| | Revenue Total: | 10,500.00 | 10,500.00 | 0.00 | 10,500.00 | 0.00 |
| | Fund: 112 - LEGISLATIVE SERVICES Total: | 10,500.00 | 10,500.00 | 0.00 | 10,500.00 | |
| Fund: 113 - CIVIL FEES - ADULT PROBATION | | | | | | |
| Revenue | | | | | | |
| 113-32100 | ADMINISTRATIVE FEES | 0.00 | 0.00 | 0.00 | 1,585.76 | -1,585.76 |
| 113-32106 | CIVIL FEES | 0.00 | 0.00 | 360.00 | 810.00 | -810.00 |
| 113-35100 | INTEREST ON INVESTMENTS | 0.00 | 0.00 | 32.82 | 153.70 | -153.70 |
| | Revenue Total: | 0.00 | 0.00 | 392.82 | 2,549.46 | -2,549.46 |
| | Fund: 113 - CIVIL FEES - ADULT PROBATION Total: | 0.00 | 0.00 | 392.82 | 2,549.46 | |
| | Total Surplus (Deficit): | 20,288,260.56 | 22,656,483.31 | 785,840.27 | 17,918,869.64 | |

Income Statement

For Fiscal: 2022 BUDGET Period Ending: 08/31/2022

Group Summary

| Account Type | Original Total Budget | Current Total Budget | MTD Activity | YTD Activity | Budget Remaining |
|--|--------------------------|-------------------------|-------------------|---------------------|---------------------|
| Fund: 010 - GENERAL FUND | | | | | |
| Revenue | 10,145,616.50 | 10,224,616.50 | 371,081.68 | 8,531,307.19 | 1,693,309.31 |
| Fund: 010 - GENERAL FUND Total: | 10,145,616.50 | 10,224,616.50 | 371,081.68 | 8,531,307.19 | 1,693,309.31 |
| Fund: 020 - GENERAL ROAD & BRIDGE | | | | | |
| Revenue | 3,111,729.00 | 3,111,729.00 | 44,415.17 | 2,997,442.91 | 114,286.09 |
| Fund: 020 - GENERAL ROAD & BRIDGE Total: | 3,111,729.00 | 3,111,729.00 | 44,415.17 | 2,997,442.91 | 114,286.09 |
| Fund: 021 - ROAD & BRIDGE I | | | | | |
| Revenue | 786,005.65 | 970,462.40 | 11,337.80 | 713,846.23 | 256,616.17 |
| Fund: 021 - ROAD & BRIDGE I Total: | 786,005.65 | 970,462.40 | 11,337.80 | 713,846.23 | 256,616.17 |
| Fund: 022 - ROAD & BRIDGE II | | | | | |
| Revenue | 983,856.30 | 983,856.30 | 155,453.08 | 924,787.33 | 59,068.97 |
| Fund: 022 - ROAD & BRIDGE II Total: | 983,856.30 | 983,856.30 | 155,453.08 | 924,787.33 | 59,068.97 |
| Fund: 023 - ROAD & BRIDGE III | | | | | |
| Revenue | 1,194,324.60 | 1,194,324.60 | 16,016.54 | 937,145.65 | 257,178.95 |
| Fund: 023 - ROAD & BRIDGE III Total: | 1,194,324.60 | 1,194,324.60 | 16,016.54 | 937,145.65 | 257,178.95 |
| Fund: 024 - ROAD & BRIDGE IV | | | | | |
| Revenue | 1,123,113.51 | 1,123,113.51 | 13,778.99 | 845,787.01 | 277,326.50 |
| Fund: 024 - ROAD & BRIDGE IV Total: | 1,123,113.51 | 1,123,113.51 | 13,778.99 | 845,787.01 | 277,326.50 |
| Fund: 025 - TYLER CO AIRPORT | | | | | |
| Revenue | 25,334.00 | 25,334.00 | 2,523.23 | 15,783.71 | 9,550.29 |
| Fund: 025 - TYLER CO AIRPORT Total: | 25,334.00 | 25,334.00 | 2,523.23 | 15,783.71 | 9,550.29 |
| Fund: 026 - TYLER CO. RODEO ARENA/FAIRGRND | | | | | |
| Revenue | 40,942.00 | 40,942.00 | 16.61 | 20,280.03 | 20,661.97 |
| Fund: 026 - TYLER CO. RODEO ARENA/FAIRGRND Total: | 40,942.00 | 40,942.00 | 16.61 | 20,280.03 | 20,661.97 |
| Fund: 028 - ECONOMIC DEVELOPMENT | | | | | |
| Revenue | 10,600.00 | 10,600.00 | 36.88 | 10,663.02 | -63.02 |
| Fund: 028 - ECONOMIC DEVELOPMENT Total: | 10,600.00 | 10,600.00 | 36.88 | 10,663.02 | -63.02 |
| Fund: 029 - BENEVOLENCE FUND | | | | | |
| Revenue | 1,000.00 | 1,000.00 | 0.00 | 1,000.00 | 0.00 |
| Fund: 029 - BENEVOLENCE FUND Total: | 1,000.00 | 1,000.00 | 0.00 | 1,000.00 | 0.00 |
| Fund: 030 - DIST CL'K STATE APPROP | | | | | |
| Revenue | 48,592.00 | 48,592.00 | 27.76 | 132.23 | 48,459.77 |
| Fund: 030 - DIST CL'K STATE APPROP Total: | 48,592.00 | 48,592.00 | 27.76 | 132.23 | 48,459.77 |
| Fund: 031 - COUNTY CLERK RMP | | | | | |
| Revenue | 335,303.00 | 335,303.00 | 1,194.88 | 19,030.94 | 316,272.06 |
| Fund: 031 - COUNTY CLERK RMP Total: | 335,303.00 | 335,303.00 | 1,194.88 | 19,030.94 | 316,272.06 |
| Fund: 032 - C D A FORFEITURE | | | | | |
| Revenue | 15,020.00 | 15,020.00 | 5.13 | 24.46 | 14,995.54 |
| Fund: 032 - C D A FORFEITURE Total: | 15,020.00 | 15,020.00 | 5.13 | 24.46 | 14,995.54 |
| Fund: 033 - SHERIFF FORFEITURE | | | | | |
| Revenue | 5,900.00 | 5,900.00 | 0.00 | 0.00 | 5,900.00 |
| Fund: 033 - SHERIFF FORFEITURE Total: | 5,900.00 | 5,900.00 | 0.00 | 0.00 | 5,900.00 |
| Fund: 034 - DISTRICT CLERK RMP | | | | | |
| Revenue | 5,000.00 | 5,000.00 | 533.56 | 2,708.38 | 2,291.62 |
| Fund: 034 - DISTRICT CLERK RMP Total: | 5,000.00 | 5,000.00 | 533.56 | 2,708.38 | 2,291.62 |
| Fund: 035 - AMERICAN RESCUE PLAN ACT FUNDING | | | | | |
| Revenue | 0.00 | 2,104,766.00 | 0.00 | 2,104,766.00 | 0.00 |
| Fund: 035 - AMERICAN RESCUE PLAN ACT FUNDING Total: | 0.00 | 2,104,766.00 | 0.00 | 2,104,766.00 | 0.00 |
| Fund: 036 - LIBRARY FUND | | | | | |
| Revenue | 32,600.00 | 32,600.00 | 603.67 | 30,359.52 | 2,240.48 |
| Fund: 036 - LIBRARY FUND Total: | 32,600.00 | 32,600.00 | 603.67 | 30,359.52 | 2,240.48 |

Income Statement

For Fiscal: 2022 BUDGET Period Ending: 08/31/2022

| Account Type | Original Total Budget | Current Total Budget | MTD Activity | YTD Activity | Budget Remaining |
|---|-----------------------|----------------------|-----------------|-------------------|-------------------|
| Fund: 037 - T C COLLECTION CENTER | | | | | |
| Revenue | 0.00 | 0.00 | 180.39 | 859.35 | -859.35 |
| Fund: 037 - T C COLLECTION CENTER Total: | 0.00 | 0.00 | 180.39 | 859.35 | -859.35 |
| Fund: 039 - TXCDBG SMALL BUSINESS LOAN PRJ | | | | | |
| Revenue | 0.00 | 0.00 | 557.50 | 4,566.50 | -4,566.50 |
| Fund: 039 - TXCDBG SMALL BUSINESS LOAN PRJ Total: | 0.00 | 0.00 | 557.50 | 4,566.50 | -4,566.50 |
| Fund: 041 - PEACE OFFICER SERVICE FEES | | | | | |
| Revenue | 0.00 | 0.00 | 55.56 | 9,348.33 | -9,348.33 |
| Fund: 041 - PEACE OFFICER SERVICE FEES Total: | 0.00 | 0.00 | 55.56 | 9,348.33 | -9,348.33 |
| Fund: 043 - JAIL INTEREST & SINKING | | | | | |
| Revenue | 102,500.00 | 102,500.00 | 133.57 | 992.81 | 101,507.19 |
| Fund: 043 - JAIL INTEREST & SINKING Total: | 102,500.00 | 102,500.00 | 133.57 | 992.81 | 101,507.19 |
| Fund: 044 - COURTHOUSE SECURITY | | | | | |
| Revenue | 118,034.00 | 118,034.00 | 718.19 | 81,784.94 | 36,249.06 |
| Fund: 044 - COURTHOUSE SECURITY Total: | 118,034.00 | 118,034.00 | 718.19 | 81,784.94 | 36,249.06 |
| Fund: 045 - COUNTY-RMP | | | | | |
| Revenue | 59,350.00 | 59,350.00 | 66.57 | 2,559.21 | 56,790.79 |
| Fund: 045 - COUNTY-RMP Total: | 59,350.00 | 59,350.00 | 66.57 | 2,559.21 | 56,790.79 |
| Fund: 047 - COUNTY-WIDE RIGHT-OF-WAY FUNDB | | | | | |
| Revenue | 501,000.00 | 501,000.00 | 1,590.87 | 3,702.81 | 497,297.19 |
| Fund: 047 - COUNTY-WIDE RIGHT-OF-WAY FUNDB Total: | 501,000.00 | 501,000.00 | 1,590.87 | 3,702.81 | 497,297.19 |
| Fund: 048 - EMERGENCY DISASTER RELIEF | | | | | |
| Revenue | 805,000.00 | 805,000.00 | 9,003.75 | 34,041.88 | 770,958.12 |
| Fund: 048 - EMERGENCY DISASTER RELIEF Total: | 805,000.00 | 805,000.00 | 9,003.75 | 34,041.88 | 770,958.12 |
| Fund: 049 - C D A TRUST | | | | | |
| Revenue | 10,000.00 | 10,000.00 | 0.00 | 1,910.67 | 8,089.33 |
| Fund: 049 - C D A TRUST Total: | 10,000.00 | 10,000.00 | 0.00 | 1,910.67 | 8,089.33 |
| Fund: 050 - C D A FEES | | | | | |
| Revenue | 15,963.00 | 15,963.00 | 0.00 | 0.00 | 15,963.00 |
| Fund: 050 - C D A FEES Total: | 15,963.00 | 15,963.00 | 0.00 | 0.00 | 15,963.00 |
| Fund: 051 - CDA STATE APPROPRIATIONS FUND | | | | | |
| Revenue | 0.00 | 0.00 | 43.79 | 9,436.70 | -9,436.70 |
| Fund: 051 - CDA STATE APPROPRIATIONS FUND Total: | 0.00 | 0.00 | 43.79 | 9,436.70 | -9,436.70 |
| Fund: 052 - ALTERNATE DISPUTE RESOLUTION | | | | | |
| Revenue | 0.00 | 0.00 | 45.78 | 218.24 | -218.24 |
| Fund: 052 - ALTERNATE DISPUTE RESOLUTION Total: | 0.00 | 0.00 | 45.78 | 218.24 | -218.24 |
| Fund: 072 - TYLER COUNTY SEACH & RESCUE | | | | | |
| Revenue | 0.00 | 0.00 | 0.11 | 0.53 | -0.53 |
| Fund: 072 - TYLER COUNTY SEACH & RESCUE Total: | 0.00 | 0.00 | 0.11 | 0.53 | -0.53 |
| Fund: 073 - JUSTICE COURT TECHNOLOGY FUND | | | | | |
| Revenue | 0.00 | 0.00 | 45.95 | 411.74 | -411.74 |
| Fund: 073 - JUSTICE COURT TECHNOLOGY FUND Total: | 0.00 | 0.00 | 45.95 | 411.74 | -411.74 |
| Fund: 074 - HOMELAND SECURITY | | | | | |
| Revenue | 0.00 | 0.00 | 5.59 | 26.62 | -26.62 |
| Fund: 074 - HOMELAND SECURITY Total: | 0.00 | 0.00 | 5.59 | 26.62 | -26.62 |
| Fund: 076 - EMERGENCY OPERATIONS CENTER | | | | | |
| Revenue | 186,334.00 | 186,334.00 | 158.02 | 164,206.18 | 22,127.82 |
| Fund: 076 - EMERGENCY OPERATIONS CENTER Total: | 186,334.00 | 186,334.00 | 158.02 | 164,206.18 | 22,127.82 |
| Fund: 088 - TJPC-TITLE IVE FUND | | | | | |
| Revenue | 0.00 | 0.00 | 20.25 | 96.47 | -96.47 |
| Fund: 088 - TJPC-TITLE IVE FUND Total: | 0.00 | 0.00 | 20.25 | 96.47 | -96.47 |
| Fund: 089 - TYLER COUNTY NUTRITION CENTER | | | | | |
| Revenue | 63,200.00 | 63,200.00 | 153.41 | 11,550.61 | 51,649.39 |

Income Statement

For Fiscal: 2022 BUDGET Period Ending: 08/31/2022

| Account Type | Original Total Budget | Current Total Budget | MTD Activity | YTD Activity | Budget Remaining |
|--|--------------------------|-------------------------|-------------------|----------------------|---------------------|
| Fund: 089 - TYLER COUNTY NUTRITION CENTER Total: | 63,200.00 | 63,200.00 | 153.41 | 11,550.61 | 51,649.39 |
| Fund: 096 - CHILD WELFARE BOARD FUND | | | | | |
| Revenue | 0.00 | 0.00 | 5.00 | 824.43 | -824.43 |
| Fund: 096 - CHILD WELFARE BOARD FUND Total: | 0.00 | 0.00 | 5.00 | 824.43 | -824.43 |
| Fund: 097 - CHILD SAFETY FUND | | | | | |
| Revenue | 51,443.00 | 51,443.00 | 1,434.32 | 13,089.21 | 38,353.79 |
| Fund: 097 - CHILD SAFETY FUND Total: | 51,443.00 | 51,443.00 | 1,434.32 | 13,089.21 | 38,353.79 |
| Fund: 101 - SUPPLEMENT COURT QUARDIANSHIP | | | | | |
| Revenue | 0.00 | 0.00 | 15.34 | 412.96 | -412.96 |
| Fund: 101 - SUPPLEMENT COURT QUARDIANSHIP Total: | 0.00 | 0.00 | 15.34 | 412.96 | -412.96 |
| Fund: 103 - DISTRICT COURT CRIMINAL TECHNOLOGY FUND | | | | | |
| Revenue | 0.00 | 0.00 | 39.14 | 605.79 | -605.79 |
| Fund: 103 - DISTRICT COURT CRIMINAL TECHNOLOGY FUND Total: | 0.00 | 0.00 | 39.14 | 605.79 | -605.79 |
| Fund: 104 - Harvey Round 1 (CDBG) 20-065-087-C248 | | | | | |
| Revenue | 0.00 | 0.00 | 3,430.12 | 184,390.34 | -184,390.34 |
| Fund: 104 - Harvey Round 1 (CDBG) 20-065-087-C248 Total: | 0.00 | 0.00 | 3,430.12 | 184,390.34 | -184,390.34 |
| Fund: 107 - CDBG LOCAL BUYOUT/AQUISITION PROGRAM | | | | | |
| Revenue | 0.00 | 0.00 | 150,719.25 | 150,719.25 | -150,719.25 |
| Fund: 107 - CDBG LOCAL BUYOUT/AQUISITION PROGRAM Total: | 0.00 | 0.00 | 150,719.25 | 150,719.25 | -150,719.25 |
| Fund: 111 - COURTHOUSE RESTORATION | | | | | |
| Revenue | 500,000.00 | 500,000.00 | 0.00 | 75,000.00 | 425,000.00 |
| Fund: 111 - COURTHOUSE RESTORATION Total: | 500,000.00 | 500,000.00 | 0.00 | 75,000.00 | 425,000.00 |
| Fund: 112 - LEGISLATIVE SERVICES | | | | | |
| Revenue | 10,500.00 | 10,500.00 | 0.00 | 10,500.00 | 0.00 |
| Fund: 112 - LEGISLATIVE SERVICES Total: | 10,500.00 | 10,500.00 | 0.00 | 10,500.00 | 0.00 |
| Fund: 113 - CIVIL FEES - ADULT PROBATION | | | | | |
| Revenue | 0.00 | 0.00 | 392.82 | 2,549.46 | -2,549.46 |
| Fund: 113 - CIVIL FEES - ADULT PROBATION Total: | 0.00 | 0.00 | 392.82 | 2,549.46 | -2,549.46 |
| Total Surplus (Deficit): | 20,288,260.56 | 22,656,483.31 | 785,840.27 | 17,918,869.64 | |

Fund Summary

| Fund | Original | Current | MTD Activity | YTD Activity | Budget |
|---------------------------------|----------------------|----------------------|-------------------|----------------------|--------------|
| | Total Budget | Total Budget | | | Remaining |
| 010 - GENERAL FUND | 10,145,616.50 | 10,224,616.50 | 371,081.68 | 8,531,307.19 | 1,693,309.31 |
| 020 - GENERAL ROAD & BRID | 3,111,729.00 | 3,111,729.00 | 44,415.17 | 2,997,442.91 | 114,286.09 |
| 021 - ROAD & BRIDGE I | 786,005.65 | 970,462.40 | 11,337.80 | 713,846.23 | 256,616.17 |
| 022 - ROAD & BRIDGE II | 983,856.30 | 983,856.30 | 155,453.08 | 924,787.33 | 59,068.97 |
| 023 - ROAD & BRIDGE III | 1,194,324.60 | 1,194,324.60 | 16,016.54 | 937,145.65 | 257,178.95 |
| 024 - ROAD & BRIDGE IV | 1,123,113.51 | 1,123,113.51 | 13,778.99 | 845,787.01 | 277,326.50 |
| 025 - TYLER CO AIRPORT | 25,334.00 | 25,334.00 | 2,523.23 | 15,783.71 | 9,550.29 |
| 026 - TYLER CO. RODEO ARE | 40,942.00 | 40,942.00 | 16.61 | 20,280.03 | 20,661.97 |
| 028 - ECONOMIC DEVELOPM | 10,600.00 | 10,600.00 | 36.88 | 10,663.02 | -63.02 |
| 029 - BENEVOLENCE FUND | 1,000.00 | 1,000.00 | 0.00 | 1,000.00 | 0.00 |
| 030 - DIST CL'K STATE APPRO | 48,592.00 | 48,592.00 | 27.76 | 132.23 | 48,459.77 |
| 031 - COUNTY CLERK RMP | 335,303.00 | 335,303.00 | 1,194.88 | 19,030.94 | 316,272.06 |
| 032 - C D A FORFEITURE | 15,020.00 | 15,020.00 | 5.13 | 24.46 | 14,995.54 |
| 033 - SHERIFF FORFEITURE | 5,900.00 | 5,900.00 | 0.00 | 0.00 | 5,900.00 |
| 034 - DISTRICT CLERK RMP | 5,000.00 | 5,000.00 | 533.56 | 2,708.38 | 2,291.62 |
| 035 - AMERICAN RESCUE PL | 0.00 | 2,104,766.00 | 0.00 | 2,104,766.00 | 0.00 |
| 036 - LIBRARY FUND | 32,600.00 | 32,600.00 | 603.67 | 30,359.52 | 2,240.48 |
| 037 - T C COLLECTION CENTE | 0.00 | 0.00 | 180.39 | 859.35 | -859.35 |
| 039 - TXCDBG SMALL BUSINE | 0.00 | 0.00 | 557.50 | 4,566.50 | -4,566.50 |
| 041 - PEACE OFFICER SERVIC | 0.00 | 0.00 | 55.56 | 9,348.33 | -9,348.33 |
| 043 - JAIL INTEREST & SINKIN | 102,500.00 | 102,500.00 | 133.57 | 992.81 | 101,507.19 |
| 044 - COURTHOUSE SECURIT | 118,034.00 | 118,034.00 | 718.19 | 81,784.94 | 36,249.06 |
| 045 - COUNTY-RMP | 59,350.00 | 59,350.00 | 66.57 | 2,559.21 | 56,790.79 |
| 047 - COUNTY-WIDE RIGHT- | 501,000.00 | 501,000.00 | 1,590.87 | 3,702.81 | 497,297.19 |
| 048 - EMERGENCY DISASTER | 805,000.00 | 805,000.00 | 9,003.75 | 34,041.88 | 770,958.12 |
| 049 - C D A TRUST | 10,000.00 | 10,000.00 | 0.00 | 1,910.67 | 8,089.33 |
| 050 - C D A FEES | 15,963.00 | 15,963.00 | 0.00 | 0.00 | 15,963.00 |
| 051 - CDA STATE APPROPRIA | 0.00 | 0.00 | 43.79 | 9,436.70 | -9,436.70 |
| 052 - ALTERNATE DISPUTE RE | 0.00 | 0.00 | 45.78 | 218.24 | -218.24 |
| 072 - TYLER COUNTY SEACH | 0.00 | 0.00 | 0.11 | 0.53 | -0.53 |
| 073 - JUSTICE COURT TECHN | 0.00 | 0.00 | 45.95 | 411.74 | -411.74 |
| 074 - HOMELAND SECURITY | 0.00 | 0.00 | 5.59 | 26.62 | -26.62 |
| 076 - EMERGENCY OPERATIO | 186,334.00 | 186,334.00 | 158.02 | 164,206.18 | 22,127.82 |
| 088 - TJPC-TITLE IVE FUND | 0.00 | 0.00 | 20.25 | 96.47 | -96.47 |
| 089 - TYLER COUNTY NUTRIT | 63,200.00 | 63,200.00 | 153.41 | 11,550.61 | 51,649.39 |
| 096 - CHILD WELFARE BOAR | 0.00 | 0.00 | 5.00 | 824.43 | -824.43 |
| 097 - CHILD SAFETY FUND | 51,443.00 | 51,443.00 | 1,434.32 | 13,089.21 | 38,353.79 |
| 101 - SUPPLEMENT COURT Q | 0.00 | 0.00 | 15.34 | 412.96 | -412.96 |
| 103 - DISTRICT COURT CRIM | 0.00 | 0.00 | 39.14 | 605.79 | -605.79 |
| 104 - Harvey Round 1 (CDBG | 0.00 | 0.00 | 3,430.12 | 184,390.34 | -184,390.34 |
| 107 - CDBG LOCAL BUYOUT/ | 0.00 | 0.00 | 150,719.25 | 150,719.25 | -150,719.25 |
| 111 - COURTHOUSE RESTOR | 500,000.00 | 500,000.00 | 0.00 | 75,000.00 | 425,000.00 |
| 112 - LEGISLATIVE SERVICES | 10,500.00 | 10,500.00 | 0.00 | 10,500.00 | 0.00 |
| 113 - CIVIL FEES - ADULT PRO | 0.00 | 0.00 | 392.82 | 2,549.46 | -2,549.46 |
| Total Surplus (Deficit): | 20,288,260.56 | 22,656,483.31 | 785,840.27 | 17,918,869.64 | |

Expenses



Expense Approval Report

By Fund

Payable Dates 8/1/2022 - 8/31/2022
Post Dates 8/1/2022 - 8/31/2022
Payment Dates 8/1/2022 - 8/31/2022

| Vendor Name | Payable Number | Post Date | Description (Item) | Account Number | Amount |
|---------------------------------|-----------------|------------|-------------------------------|----------------|-----------|
| Fund: 010 - GENERAL FUND | | | | | |
| CARD SERVICE CENTER/MAST | 6/10/22-7/10/22 | 08/01/2022 | JUNE 10,22 - JULY 10,22 - CRE | 010-423-42659 | -450.00 |
| CARD SERVICE CENTER/MAST | INV0070576 | 08/01/2022 | JUNE 10,22-JULY 10,22 | 010-401-42111 | 36.55 |
| CARD SERVICE CENTER/MAST | INV0070576 | 08/01/2022 | JUNE 10,22-JULY 10,22 | 010-401-42158 | 1,129.70 |
| CARD SERVICE CENTER/MAST | INV0070576 | 08/01/2022 | JUNE 10,22-JULY 10,22 | 010-411-42661 | 185.00 |
| CARD SERVICE CENTER/MAST | INV0070576 | 08/01/2022 | JUNE 10,22-JULY 10,22 | 010-412-42661 | 185.00 |
| CARD SERVICE CENTER/MAST | INV0070576 | 08/01/2022 | JUNE 10,22-JULY 10,22 | 010-419-42100 | 1.06 |
| CARD SERVICE CENTER/MAST | INV0070576 | 08/01/2022 | JUNE 10,22-JULY 10,22 | 010-421-42100 | 49.88 |
| CARD SERVICE CENTER/MAST | INV0070576 | 08/01/2022 | JUNE 10,22-JULY 10,22 | 010-421-42100 | 62.26 |
| CARD SERVICE CENTER/MAST | INV0070576 | 08/01/2022 | JUNE 10,22-JULY 10,22 | 010-422-42100 | 92.94 |
| CARD SERVICE CENTER/MAST | INV0070576 | 08/01/2022 | JUNE 10,22-JULY 10,22 | 010-422-42659 | 230.00 |
| CARD SERVICE CENTER/MAST | INV0070576 | 08/01/2022 | JUNE 10,22-JULY 10,22 | 010-422-42659 | 799.95 |
| CARD SERVICE CENTER/MAST | INV0070576 | 08/01/2022 | JUNE 10,22-JULY 10,22 | 010-422-42659 | 617.55 |
| CARD SERVICE CENTER/MAST | INV0070576 | 08/01/2022 | JUNE 10,22-JULY 10,22 | 010-423-42659 | 617.55 |
| CARD SERVICE CENTER/MAST | INV0070576 | 08/01/2022 | JUNE 10,22-JULY 10,22 | 010-426-42659 | 405.60 |
| CARD SERVICE CENTER/MAST | INV0070576 | 08/01/2022 | JUNE 10,22-JULY 10,22 | 010-426-42659 | 331.20 |
| CARD SERVICE CENTER/MAST | INV0070576 | 08/01/2022 | JUNE 10,22-JULY 10,22 | 010-427-42108 | 183.27 |
| CARD SERVICE CENTER/MAST | INV0070576 | 08/01/2022 | JUNE 10,22-JULY 10,22 | 010-440-42101 | 33.94 |
| CARD SERVICE CENTER/MAST | INV0070576 | 08/01/2022 | JUNE 10,22-JULY 10,22 | 010-440-42101 | 296.99 |
| CARD SERVICE CENTER/MAST | INV0070576 | 08/01/2022 | JUNE 10,22-JULY 10,22 | 010-440-42101 | 296.99 |
| CARD SERVICE CENTER/MAST | INV0070576 | 08/01/2022 | JUNE 10,22-JULY 10,22 | 010-440-42101 | 71.99 |
| CARD SERVICE CENTER/MAST | INV0070576 | 08/01/2022 | JUNE 10,22-JULY 10,22 | 010-440-42101 | 249.99 |
| CARD SERVICE CENTER/MAST | INV0070576 | 08/01/2022 | JUNE 10,22-JULY 10,22 | 010-440-42101 | 579.98 |
| CARD SERVICE CENTER/MAST | INV0070576 | 08/01/2022 | JUNE 10,22-JULY 10,22 | 010-440-42353 | 108.24 |
| CARD SERVICE CENTER/MAST | INV0070576 | 08/01/2022 | JUNE 10,22-JULY 10,22 | 010-440-42353 | 5.39 |
| CARD SERVICE CENTER/MAST | INV0070576 | 08/01/2022 | JUNE 10,22-JULY 10,22 | 010-442-42150 | 80.97 |
| ARGUS DENTAL & VISION | CM0008144 | 08/03/2022 | ADJUSTMENT/ONEAL, MATT | 010-401-40150 | -0.01 |
| MASA Medical Transport Solu | CM0008146 | 08/03/2022 | ADJUSTMENT/RICE, TRAVIS | 010-401-40150 | -7.00 |
| AFLAC INSURANCE | CM0008148 | 08/03/2022 | ADJUSTMENT/RICE, TRAVIS | 010-401-40150 | -33.61 |
| ARGUS DENTAL & VISION | INV0070590 | 08/03/2022 | ADJUSTMENT/RICE, TRAVIS | 010-401-40150 | 13.08 |
| TAC HEALTH BENEFITS POOL (| CM0008157 | 08/04/2022 | ADJUSTMENT/RICE, TRAVIS | 010-401-40150 | -399.81 |
| TAC HEALTH BENEFITS POOL (| CM0008158 | 08/04/2022 | ADJUSTMENT/BLANCHETTE, J | 010-401-40150 | -357.86 |
| TAC HEALTH BENEFITS POOL (| CM0008162 | 08/04/2022 | ADJUSTMENT/GAGE, KATHRY | 010-401-40150 | -258.10 |
| TAC HEALTH BENEFITS POOL (| CM0008166 | 08/04/2022 | ADJUSTMENT/BLANCHETTE, J | 010-401-40150 | -5.60 |
| TAC HEALTH BENEFITS POOL (| INV0070635 | 08/04/2022 | LIFE INSURANCE AUGUST 202 | 010-401-40150 | 2,240.34 |
| TAC HEALTH BENEFITS POOL (| INV0070639 | 08/04/2022 | RETIREE/LEJUNE, DANA | 010-401-40150 | 793.42 |
| CITY OF WOODVILLE | 00002804 | 08/05/2022 | 00002804/ANNEX 2 | 010-442-42518 | 76.99 |
| MERCER, LINDA L. | 1012 | 08/05/2022 | INV#1012/ COAUD | 010-440-42600 | 2,266.37 |
| SOUR LAKE MOTOR CO., INC. | 12148 | 08/05/2022 | INV#12148/ TCSO | 010-426-42413 | 2,890.55 |
| BELT HARRIS PECHACEK, LLP | 15159 | 08/05/2022 | INV#15159/ COAUD | 010-401-42668 | 12,271.00 |
| FMMS HOLDINGS OF TEXAS, L | 19350 | 08/05/2022 | INV#19350/ CDA | 010-419-42222 | 3,889.47 |
| IGLESIAS LAW FIRM, PLLC | 2746 | 08/05/2022 | INV#2746/COAUD | 010-401-42628 | 5,895.00 |
| JASPER COUNTY TREASURER | 2ND QTR 2022 | 08/05/2022 | 2ND QTR 2022/ COAUD | 010-410-42354 | 17,233.91 |
| WALLING SIGNS & GRAPHICS | 6/1/22-MAINT | 08/05/2022 | JUNETEENTH PATCH / MAINT | 010-442-42412 | 36.00 |
| MANN FURNITURE & APPLIA | 6769 | 08/05/2022 | INV#6769/DSCLK | 010-442-42412 | 699.95 |
| CITY OF WOODVILLE | 7/22-00001903 | 08/05/2022 | 00001903/ COCLK | 010-442-42516 | 37.90 |
| CITY OF WOODVILLE | 7/22-00002592 | 08/05/2022 | 00002592/ ANNEX 2 | 010-442-42518 | 183.71 |
| CITY OF WOODVILLE | 7/22-01024002 | 08/05/2022 | 01024002/ TAX | 010-442-42517 | 238.08 |
| CITY OF WOODVILLE | 7/22-05119001 | 08/05/2022 | 05119001 | 010-442-42511 | 2,018.67 |
| CITY OF WOODVILLE | 7/22-07152002 | 08/05/2022 | 07152002/ COURTHOUSE & C | 010-442-42515 | 493.22 |
| BLANCHETTE, JACQUES JUDG | 7/28/22-JB | 08/05/2022 | MILEAGE REIMB/ DETCOG | 010-401-42233 | 75.00 |
| INDIGENT HEALTHCARE SOLU | 74207 | 08/05/2022 | INV#74207/COAUD | 010-440-42350 | 1,059.00 |
| TEXAS DOCUMENT SOLUTION | 77016266 | 08/05/2022 | 1369625/ TC COMPLEX | 010-440-42350 | 95.19 |
| TEXAS DOCUMENT SOLUTION | 77090021 | 08/05/2022 | 1568864/ TAX | 010-440-42350 | 854.34 |

Expense Approval Report

Payable Dates: 8/1/2022 - 8/31/2022 Post Dates: 8/1/2022 - 8/31/2022 Payment Dates: 8/1/2022 - 8/31/2022

| Vendor Name | Payable Number | Post Date | Description (Item) | Account Number | Amount |
|-----------------------------|--------------------|------------|-------------------------------|----------------|-----------|
| BLANCHETTE, JACQUES JUDG | 8/4/22JB | 08/05/2022 | REIMB FOR SPOUSE INS/COA | 010-401-40150 | 363.46 |
| RICE, TRAVIS | 8/4/22TR | 08/05/2022 | INSURANCE REIMB/ COAUD | 010-401-40150 | 53.69 |
| VERIZON WIRELESS | 9911220084 | 08/05/2022 | 2033-00002/ JP4 | 010-414-42500 | 32.18 |
| SYSTEM ACCESS | DA252 | 08/05/2022 | INV#DA252/ CDA | 010-440-42353 | 65.00 |
| CITY OF WOODVILLE | FY2022-2023 | 08/05/2022 | FOOD PERMIT | 010-427-42157 | 240.00 |
| CYPHER COMPUTERS | INV#0002461 | 08/05/2022 | CO OFFICES / 0002461 | 010-440-42353 | 560.00 |
| NALLEY, GARRETT CHASE | 25616 | 08/06/2022 | PER DIEM / CRIMES AGAINST | 010-426-42659 | 200.00 |
| SELF, TINA | 8/10/22-8/12/22 TS | 08/08/2022 | MILEAGE / PER DIEM - COURT | 010-411-42661 | 564.76 |
| EMBASSY SUITES BY HILTON D | 8/10/22-8/12/22 TS | 08/08/2022 | REGIS/ SELF, TINA | 010-411-42661 | 110.55 |
| SERVICE BY SCOTT | 7/31/22-TCO-A | 08/10/2022 | PLUMBING REPAIRS @ JAIL | 010-442-42411 | 1,290.52 |
| TYLER COUNTY PAYROLL | INV0070791 | 08/10/2022 | PAYROLL TRANSFER | 010-29999 | 98,518.91 |
| RISINGER, JAMES MICHAEL AT | 20-90SEP | 08/11/2022 | CAUSE NO.20-90 | 010-415-42634 | 250.00 |
| HOLLIER, BONNIE | 24,886/JULY | 08/11/2022 | CAUSE NO. 24,886 | 010-408-42637 | 243.75 |
| HOLLIER, BONNIE | 24698/JULY | 08/11/2022 | CAUSE NO. 24698 | 010-408-42637 | 1,137.50 |
| LEAL-HUDSON , RACHEL ATTY. | 24698/JUNE | 08/11/2022 | CAUSE NO. 24698 | 010-408-42637 | 2,775.00 |
| HOLLIER, BONNIE | 25,520/JULY | 08/11/2022 | CAUSE NO. 25,520 | 010-408-42634 | 56.25 |
| HOLLIER, BONNIE | 25,695/JULY | 08/11/2022 | CAUSE NO. 25,695 | 010-408-42637 | 393.75 |
| LEAL-HUDSON , RACHEL ATTY. | 25,927/JULY | 08/11/2022 | CAUSE NO. 25,927 | 010-408-42637 | 337.50 |
| HOLLIER, BONNIE | 25322/JULY | 08/11/2022 | CAUSE NO. 25322 | 010-408-42637 | 75.00 |
| LEAL-HUDSON , RACHEL ATTY. | 25849/JULY | 08/11/2022 | CAUSE NO. 25849 | 010-408-42637 | 420.00 |
| LEAL-HUDSON , RACHEL ATTY. | 26,006-JUNE | 08/11/2022 | CAUSE NO. 26,006 | 010-408-42637 | 285.00 |
| HOLLIER, BONNIE | 26,034/JULY | 08/11/2022 | CAUSE NO. 26,034 | 010-408-42637 | 393.75 |
| LEAL-HUDSON , RACHEL ATTY. | 26006-JULY | 08/11/2022 | CAUSE NO. 26006 | 010-408-42637 | 307.50 |
| CRUSE, LYNNETTE/TYLER COU | 8/9/22LC | 08/11/2022 | REIMB. FOR REGIS./V.G. YOUN | 010-420-42659 | 450.00 |
| AFLAC INSURANCE | INV0070758 | 08/11/2022 | AFLAC-LIFE | 010-21330 | 103.74 |
| AFLAC INSURANCE | INV0070759 | 08/11/2022 | AFLAC-RIDER | 010-21330 | 10.21 |
| AFLAC INSURANCE | INV0070760 | 08/11/2022 | AFLAC-SPEVNT | 010-21330 | 430.58 |
| AFLAC INSURANCE | INV0070761 | 08/11/2022 | AFLAC-STD | 010-21330 | 314.11 |
| AFLAC INSURANCE | INV0070762 | 08/11/2022 | AFLAC-Accident | 010-21330 | 746.25 |
| AFLAC INSURANCE | INV0070763 | 08/11/2022 | AFLAC-Accident | 010-21330 | 96.99 |
| AFLAC INSURANCE | INV0070764 | 08/11/2022 | AFLAC-Cancer | 010-21330 | 767.86 |
| AFLAC INSURANCE | INV0070765 | 08/11/2022 | AFLAC-Hospital | 010-21330 | 248.49 |
| AFLAC INSURANCE | INV0070766 | 08/11/2022 | AFLAC-LIFE | 010-21330 | 385.66 |
| ARGUS DENTAL & VISION | INV0070767 | 08/11/2022 | Argus (Afla)c Dental | 010-21330 | 779.18 |
| ARGUS DENTAL & VISION | INV0070768 | 08/11/2022 | ARGUS (AFLAC) DENTAL -LON | 010-21330 | 204.37 |
| ARGUS DENTAL & VISION | INV0070769 | 08/11/2022 | ARGUS DENTAL | 010-21330 | 51.13 |
| CCTHITA TRIBAL CHILD SUPPO | INV0070770 | 08/11/2022 | CS - Benson Cogbill TCSU Case | 010-21300 | 325.66 |
| NATIONWIDE RETIREMENT S | INV0070771 | 08/11/2022 | Deferred Comp | 010-21300 | 187.50 |
| MASA Medical Transport Solu | INV0070772 | 08/11/2022 | MASA Medical Transportation | 010-21360 | 274.25 |
| NEW YORK LIFE INSURANCE | INV0070773 | 08/11/2022 | NEW YORK LIFE | 010-21300 | 628.72 |
| TAC HEALTH BENEFITS POOL (| INV0070776 | 08/11/2022 | TAC VOYA LIFE INSURANCES | 010-21310 | 358.89 |
| TAC HEALTH BENEFITS POOL (| INV0070777 | 08/11/2022 | TAC DNVC Vision Dependents | 010-21310 | 108.69 |
| TAC HEALTH BENEFITS POOL (| INV0070778 | 08/11/2022 | TAC - DNVC Vision Employee | 010-21310 | 230.69 |
| TAC HEALTH BENEFITS POOL (| INV0070779 | 08/11/2022 | TAC - HEBP Insurance | 010-21310 | 28,728.08 |
| TAC HEALTH BENEFITS POOL (| INV0070780 | 08/11/2022 | TAC HEBP Pre Tax Insurance | 010-21310 | 4,035.51 |
| TYLER COUNTY TAX ASSESSOR | INV0070781 | 08/11/2022 | Tyler County Property Tax | 010-21300 | 100.00 |
| TEXAS COUNTY & DISTRICT RE | INV0070782 | 08/11/2022 | Tyler County, TX Retirement | 010-21320 | 20,552.43 |
| OFFICE OF THE A.G. CHILD SU | INV0070783 | 08/11/2022 | CS | 010-21300 | 292.27 |
| TYLER COUNTY PAYROLL | INV0070784 | 08/11/2022 | FICA | 010-21300 | 16,068.60 |
| TYLER COUNTY PAYROLL | INV0070785 | 08/11/2022 | Federal Withholding | 010-21300 | 9,283.10 |
| TYLER COUNTY PAYROLL | INV0070786 | 08/11/2022 | Medicare | 010-21300 | 3,757.96 |
| TEXAS ASSOCIATION OF COU | INV0070787 | 08/11/2022 | Unemployment | 010-21340 | 377.18 |
| TYLER TECHNOLOGIES, INC. | 025-387389 | 08/12/2022 | 41637/COAUD | 010-440-42353 | 23,706.91 |
| GOVERNMENT FORMS AND S | 0335332 | 08/12/2022 | INV#0335332/COCLK | 010-402-42100 | 1,108.13 |
| SYNOVIA SOLUTIONS LLC | 050430 | 08/12/2022 | INV#050430/ TCSO | 010-426-42500 | 673.00 |
| SCOTT MERRIMAN, INC. | 070016 | 08/12/2022 | INV#070016/ CDA | 010-419-42100 | 441.00 |
| ENTERGY | 10016668219 | 08/12/2022 | 133941435/ COCLK | 010-442-42516 | 28.43 |
| ENTERGY | 10016668220 | 08/12/2022 | 133941435/ COCLK | 010-442-42516 | 1,000.83 |
| ENTERGY | 10016668226 | 08/12/2022 | 133941435/ VENDORS | 010-442-42515 | 17.65 |
| ENTERGY | 10016668244 | 08/12/2022 | 133941435/ TCSO | 010-442-42511 | 113.86 |

Expense Approval Report

Payable Dates: 8/1/2022 - 8/31/2022 Post Dates: 8/1/2022 - 8/31/2022 Payment Dates: 8/1/2022 - 8/31/2022

| Vendor Name | Payable Number | Post Date | Description (Item) | Account Number | Amount |
|----------------------------|----------------|------------|---------------------------|----------------|----------|
| ENTERGY | 10016668246 | 08/12/2022 | 133941435/ COURTHOUSE | 010-442-42515 | 1,941.08 |
| ENTERGY | 10016668247 | 08/12/2022 | 133941435/ TCSO | 010-442-42511 | 17.76 |
| ENTERGY | 10016668248 | 08/12/2022 | 133941435/ TCSO | 010-442-42511 | 3,709.74 |
| ENTERGY | 10016668298 | 08/12/2022 | 133941435/ TAX | 010-442-42517 | 547.21 |
| OTIS ELEVATOR COMPANY | 100400854605 | 08/12/2022 | 410283/COURTHOUSE | 010-442-42412 | 2,815.68 |
| DELL MARKETING L.P. | 10604493773 | 08/12/2022 | 6789522/ TCSO | 010-440-42101 | 2,069.12 |
| BEN E. KEITH FOODS | 11130357 | 08/12/2022 | 710155/ TCSO | 010-427-42157 | 5,742.99 |
| SOUR LAKE MOTOR CO., INC. | 12615 | 08/12/2022 | INV#12615/ TCSO | 010-426-42413 | 1,111.93 |
| PHILLIPS, BOBBY L. | 13781PDB | 08/12/2022 | CAUSE NO 13781 | 010-408-42634 | 675.00 |
| RISINGER, JAMES MICHAEL AT | 13834CH | 08/12/2022 | CAUSE NO 13834 | 010-408-42634 | 450.00 |
| LAKEWAY TIRE & SERVICE-JAS | 148248 | 08/12/2022 | JULY 22/ MAINT | 010-442-42413 | 7.00 |
| TEXAS DEPARTMENT OF STAT | 2016935 | 08/12/2022 | 17460025764003/ COCLK | 010-402-42500 | 131.76 |
| FMIMS HOLDINGS OF TEXAS, L | 20328 | 08/12/2022 | INV#20328/ JP3 | 010-401-42643 | 4,800.00 |
| TDCAA | 206177 | 08/12/2022 | REGIS/ NASH , PAULA | 010-419-42659 | 350.00 |
| SPENCER, JAMES P. II | 20-68KLJ | 08/12/2022 | CAUSE NO 20-68 | 010-415-42634 | 250.00 |
| SPENCER, JAMES P. II | 21-1 BBB | 08/12/2022 | CAUSE NO 21-1 | 010-415-42634 | 250.00 |
| QUILL CORPORATION | 26163387 | 08/12/2022 | 3887587/ CDA | 010-419-42100 | 18.58 |
| QUILL CORPORATION | 26171926 | 08/12/2022 | 3887587/ CDA | 010-419-42100 | 114.74 |
| QUILL CORPORATION | 26204286 | 08/12/2022 | 6076298/TAX | 010-420-42100 | 27.78 |
| QUILL CORPORATION | 26236754 | 08/12/2022 | 6076298/TAX | 010-420-42100 | 78.38 |
| QUILL CORPORATION | 26386523 | 08/12/2022 | 6076298/ TAX | 010-420-42100 | 27.78 |
| QUILL CORPORATION | 26386960 | 08/12/2022 | 6076298/TAX | 010-440-42101 | 402.96 |
| QUILL CORPORATION | 26387104 | 08/12/2022 | 6076298/ TAX | 010-420-42100 | 41.99 |
| QUILL CORPORATION | 26415375 | 08/12/2022 | 6076298/TAX | 010-420-42100 | 11.20 |
| QUILL CORPORATION | 26424839 | 08/12/2022 | 6076298/TAX | 010-440-42101 | 38.46 |
| QUILL CORPORATION | 26506779 | 08/12/2022 | 3887587/CDA | 010-440-42101 | 977.94 |
| QUILL CORPORATION | 26506789 | 08/12/2022 | 3887587/CDA | 010-440-42101 | 54.99 |
| QUILL CORPORATION | 26518426 | 08/12/2022 | 3887587/ CDA | 010-440-42101 | 329.94 |
| QUILL CORPORATION | 2653627 | 08/12/2022 | 3420103/ COCLK | 010-402-42100 | 292.25 |
| QUILL CORPORATION | 26585454 | 08/12/2022 | 3887587/ CDA | 010-440-42101 | 109.98 |
| QUILL CORPORATION | 26647547 | 08/12/2022 | 3887587/ CDA | 010-440-42101 | 116.97 |
| QUILL CORPORATION | 26676339 | 08/12/2022 | 3887587/ CDA | 010-440-42101 | 187.96 |
| QUILL CORPORATION | 26687212 | 08/12/2022 | 7309806/ EOC- AGR LIFE | 010-440-42101 | 297.97 |
| QUILL CORPORATION | 26775853 | 08/12/2022 | 5421407/ DPS | 010-430-42100 | 40.65 |
| INDOFF OFFICE SUPPLIES | 3575122 | 08/12/2022 | 183747/MAINT | 010-440-42101 | 195.80 |
| INDOFF OFFICE SUPPLIES | 3575122 | 08/12/2022 | 183747/MAINT | 010-442-42106 | 115.80 |
| INDOFF OFFICE SUPPLIES | 3582224 | 08/12/2022 | 183747/ MAINT | 010-442-42106 | 39.90 |
| INDOFF OFFICE SUPPLIES | 3583354 | 08/12/2022 | 183747/ MAINT | 010-442-42106 | 135.26 |
| INDOFF OFFICE SUPPLIES | 3583838 | 08/12/2022 | 183747/MAINT | 010-442-42106 | 138.65 |
| INDOFF OFFICE SUPPLIES | 3584177 | 08/12/2022 | 183747/MAINT | 010-440-42101 | 191.80 |
| INDOFF OFFICE SUPPLIES | 3584313 | 08/12/2022 | 183750/ COCLK | 010-440-42101 | 405.85 |
| INDOFF OFFICE SUPPLIES | 3584314 | 08/12/2022 | 185084/TAX | 010-440-42101 | 375.60 |
| INDOFF OFFICE SUPPLIES | 3585032 | 08/12/2022 | 183747/MAINT | 010-442-42106 | 129.33 |
| INDOFF OFFICE SUPPLIES | 3585818 | 08/12/2022 | 183747/ MAINT | 010-442-42106 | 594.86 |
| INDOFF OFFICE SUPPLIES | 3586335 | 08/12/2022 | 187474/DSCLK | 010-407-42100 | 90.50 |
| QUILL CORPORATION | 36631483 | 08/12/2022 | 3887587/ CDA | 010-440-42101 | 64.99 |
| A-1 WRECKER SERVICE - REBE | 37960 | 08/12/2022 | INV#37960/TCSO | 010-426-42413 | 175.00 |
| SYSTEM ACCESS | 522 | 08/12/2022 | INV#522/ TCSO | 010-440-42353 | 65.00 |
| SYSTEM ACCESS | 523 | 08/12/2022 | INV#523/ TCSO | 010-440-42353 | 130.00 |
| SYSTEM ACCESS | 542 | 08/12/2022 | INV#524/ TCSO | 010-440-42353 | 260.00 |
| COLUMN, PBC | 5F21ACC6-0011 | 08/12/2022 | INV#5F21ACC6-0011/ COAUD | 010-401-42616 | 90.59 |
| COLUMN, PBC | 5F21ACC6-0011 | 08/12/2022 | INV#5F21ACC6-0011/ COAUD | 010-401-42616 | 91.36 |
| COLUMN, PBC | 5F21ACC6-0013 | 08/12/2022 | INV#5F21ACC6-0013/ COAUD | 010-401-42616 | 313.54 |
| DIRECT SOLUTIONS | 63168 | 08/12/2022 | INV#63186/MAINT | 010-442-42106 | 376.73 |
| MANN FURNITURE & APPLIA | 6786 | 08/12/2022 | INV#6786/DSCLK | 010-442-42412 | 699.95 |
| JASPER COUNTY | 7/1/22-7/31/22 | 08/12/2022 | JULY 2022/ TCSO | 010-401-42231 | 1,927.48 |
| WALLING SIGNS & GRAPHICS | 7/19/22-TCSO | 08/12/2022 | PROPERTY CHECKCARDS / TCS | 010-426-42100 | 61.50 |
| BENTON, SHANNON DALE | 7/21/22SB | 08/12/2022 | MILEAGE REIMB / AGRILIFE | 010-439-42225 | 87.50 |
| LAKEWAY TIRE & SERVICE-JAS | 7/26/22-1063 | 08/12/2022 | JULY 22/ TCSO | 010-426-42400 | 381.71 |
| LAKEWAY TIRE & SERVICE-JAS | 7/26/22-1063 | 08/12/2022 | JULY 22/ TCSO | 010-426-42401 | 237.45 |

Expense Approval Report

Payable Dates: 8/1/2022 - 8/31/2022 Post Dates: 8/1/2022 - 8/31/2022 Payment Dates: 8/1/2022 - 8/31/2022

| Vendor Name | Payable Number | Post Date | Description (Item) | Account Number | Amount |
|-----------------------------|------------------|------------|----------------------------|----------------|----------|
| LAKEWAY TIRE & SERVICE-JAS | 7/26/22-MAINT | 08/12/2022 | JULY 2022/ MAINT | 010-442-42413 | 17.00 |
| SPARKLIGHT | 7/27/22-8/26/22 | 08/12/2022 | 130335060/ TCSO | 010-440-42350 | 146.98 |
| O'REILLY AUTOMOTIVE, INC. | 7/28/22-596507 | 08/12/2022 | 596507/TCSO | 010-426-42413 | 322.89 |
| U PUMP IT - GARDNER OIL | 7/31/22-1910 | 08/12/2022 | 1910/ MAINT | 010-442-42400 | 410.86 |
| U PUMP IT - GARDNER OIL | 7/31/22-1920 | 08/12/2022 | 1920/TCSO | 010-426-42400 | 8,730.27 |
| CLINICAL SOLUTIONS | 72449 | 08/12/2022 | INV#72449/TCSO | 010-401-42231 | 642.24 |
| TEXAS DOCUMENT SOLUTION | 75183993-A | 08/12/2022 | 997956/ CDA | 010-440-42353 | 11.65 |
| TEXAS DOCUMENT SOLUTION | 76443803 | 08/12/2022 | 997956/ CDA | 010-440-42353 | 559.33 |
| TEXAS DOCUMENT SOLUTION | 76777655 | 08/12/2022 | 1534270/DSCLK | 010-440-42350 | 247.65 |
| TEXAS DOCUMENT SOLUTION | 76792237 | 08/12/2022 | 997956/CDA | 010-440-42353 | 294.17 |
| FEDEX | 7-841-00219 | 08/12/2022 | 2212/3061-2/CDA | 010-401-42111 | 86.92 |
| SPARKLIGHT | 8/1/22 -8/31/22 | 08/12/2022 | 127316123/TCSO | 010-440-42350 | 242.07 |
| SPARKLIGHT | 8/1/22-8/31/22 | 08/12/2022 | 126541762/ COAUD | 010-440-42350 | 800.00 |
| PARKER'S BUILDING SUPPLY - | 8/1/22-PK022725 | 08/12/2022 | PK022725/MAINT | 010-442-42412 | 96.93 |
| PARKER'S BUILDING SUPPLY - | 8/1/22-PK022760 | 08/12/2022 | PK022760/ TCSO | 010-427-42108 | 102.71 |
| NALLEY, GARRETT CHASE | 8/8-11/2022 CN | 08/12/2022 | MILEAGE REIMB / CRIMES AG | 010-426-42659 | 275.63 |
| A T & T - 019 DATA PROC. | 8372612701 | 08/12/2022 | 5989/ TAX | 010-440-42350 | 30.16 |
| BILL CLARK PEST CONTROL, IN | 910565 | 08/12/2022 | 119086/TCCH& CDA | 010-442-42412 | 155.00 |
| BILL CLARK PEST CONTROL, IN | 910566 | 08/12/2022 | 119086/ COCLK | 010-442-42417 | 67.00 |
| BILL CLARK PEST CONTROL, IN | 910567 | 08/12/2022 | 119086/ TAX | 010-442-42417 | 67.00 |
| BILL CLARK PEST CONTROL, IN | 910905 | 08/12/2022 | 119086/ TCSO | 010-442-42411 | 75.00 |
| BILL CLARK PEST CONTROL, IN | 916791 | 08/12/2022 | 119086/ TC COMPLEX | 010-442-42419 | 100.00 |
| EASON SERVICE CENTER | 931 | 08/12/2022 | INV#931/TCSO | 010-426-42400 | 340.57 |
| EASON SERVICE CENTER | 963 | 08/12/2022 | INV#963/TCSO | 010-426-42400 | 104.92 |
| VERIZON WIRELESS | 9911859151 | 08/12/2022 | 1963-00001/ JET PAKS | 010-440-42677 | 616.16 |
| PITNEY BOWES - REFILL BY PH | ACCT # 17471657 | 08/12/2022 | ACCOUNT#17471657/COCLK | 010-401-42111 | 2,000.00 |
| SOUTHERN HEALTH PARTNER | BASE45042 | 08/12/2022 | TYL-7353/TCSO | 010-401-42231 | 7,349.46 |
| SYSTEM ACCESS | CC179 | 08/12/2022 | INV#CC179/COCLK | 010-440-42353 | 65.00 |
| SYSTEM ACCESS | CC180 | 08/12/2022 | INV#CC180/COCLK | 010-440-42353 | 195.00 |
| SYSTEM ACCESS | CC181 | 08/12/2022 | INV.#CC181/COCLK | 010-440-42353 | 65.00 |
| SYSTEM ACCESS | DC143 | 08/12/2022 | INV#DC143/ DSCLK | 010-440-42353 | 65.00 |
| SECOND ADMINISTRATIVE JU | FY2022-2023 | 08/12/2022 | ASSESSMENT FOR 2022-2023 | 010-401-42650 | 2,906.41 |
| CHESTER VOLUNTEER FIRE DE | INV0070657 | 08/12/2022 | Monthly Allowance | 010-401-42701 | 150.00 |
| SHADY GROVE VOLUNTEER FI | INV0070659 | 08/12/2022 | Monthly Allowance | 010-401-42701 | 150.00 |
| WOODVILLE VOLUNTEER FIRE | INV0070661 | 08/12/2022 | Monthly Allowance | 010-401-42701 | 150.00 |
| TEXAS DOCUMENT SOLUTION | INV821605 | 08/12/2022 | INV#INV821605/ COAUD | 010-440-42101 | 1,295.00 |
| TEXAS DOCUMENT SOLUTION | INV821606 | 08/12/2022 | LK1670/13519-01 | 010-440-42353 | 32.50 |
| CANDY CLEANERS | JULY 2022 / TCSO | 08/12/2022 | JULY 2022/ TCSO | 010-426-42150 | 204.09 |
| MODICA BROS. | JULY 2022/ TCSO | 08/12/2022 | JULY2022/ TCSO | 010-426-42401 | 805.80 |
| GARDNER OIL/TIMBERMAN'S | JULY2022 / MAINT | 08/12/2022 | JULY 2022 / MAINT | 010-442-42397 | 276.20 |
| SULLIVAN'S HARDWARE | JULY22/ TCCH | 08/12/2022 | JULY 22/ TCCH | 010-427-42108 | 38.75 |
| SULLIVAN'S HARDWARE | JULY22/ TCCH | 08/12/2022 | JULY 22/ TCCH | 010-442-42412 | 256.03 |
| NET DATA CORP. | ND-003816 | 08/12/2022 | INV#ND-003816/CO AUD | 010-440-42600 | 2,000.00 |
| SPENCER, JAMES P. II | NOT FILED / JW | 08/12/2022 | CAUSE NO NOT FILED | 010-415-42634 | 250.00 |
| DURFEE, SCOTT A. | SD-02 | 08/12/2022 | CAUSE NO 09-21-00299-CR | 010-401-42628 | 3,000.00 |
| JACKSON, JUSTIN JAMES | T95022 | 08/12/2022 | OVER PAYMENT OF FINE/ JP 1 | 010-401-48000 | 9.00 |
| KEATING, DUANE F. ATTORNE | 24272/ JULY22 | 08/15/2022 | CAUSE NO 24272 | 010-408-42637 | 315.00 |
| IMAGE TEK | 3038 | 08/15/2022 | INV#3038/ CO CLK SOFTWARE | 010-440-42353 | 1,485.00 |
| ABLES-LAND, INC. | 450331-0 | 08/15/2022 | INV#450331-0/TCSO | 010-440-42101 | 150.48 |
| TOLAR'S FEED & OUTDOOR S | 720360-A | 08/15/2022 | INV.#720360/MAINT | 010-442-42397 | 36.95 |
| MERCER, LINDA L. | 1013 | 08/18/2022 | INV#1013/COAUD | 010-440-42600 | 100.00 |
| GABRIEL ROEDER SMITH & CO | 472764 | 08/18/2022 | INV#472764/COAUD | 010-440-42600 | 2,977.50 |
| THE SHERWIN WILLIAMS CO. | 0934-9 | 08/19/2022 | 5191-8476-6/TAX | 010-442-42417 | 195.82 |
| JEFFERSON COUNTY CLERK | 127907LW | 08/19/2022 | CAUSE NO 127907/COJUD | 010-415-42623 | 360.00 |
| COLUMN, PBC | 19AD0B54-0001 | 08/19/2022 | INV #19AD0B54-0001/CO CLK | 010-401-42158 | 224.95 |
| COLUMN, PBC | 19AD0B54-0002 | 08/19/2022 | INV#19AD0B54-0002/CO CLK | 010-401-42158 | 79.42 |
| COLUMN, PBC | 19AD0B54-0004 | 08/19/2022 | INV #19AD0B54-0004/CO CLK | 010-401-42158 | 129.47 |
| COLUMN, PBC | 19AD0B54-0007 | 08/19/2022 | INV #19AD0B54-0007/CO CLK | 010-401-42158 | 207.24 |
| COLUMN, PBC | 19AD0B54-0008 | 08/19/2022 | INV #19AD0B54-0008/CO CLK | 010-401-42158 | 80.19 |
| KEATING, DUANE F. ATTORNE | 24698/JULY 22 | 08/19/2022 | CAUSE NO. 24698 | 010-408-42637 | 457.50 |

Expense Approval Report

Payable Dates: 8/1/2022 - 8/31/2022 Post Dates: 8/1/2022 - 8/31/2022 Payment Dates: 8/1/2022 - 8/31/2022

| Vendor Name | Payable Number | Post Date | Description (Item) | Account Number | Amount |
|----------------------------|-------------------|------------|----------------------------|----------------|------------|
| KEATING, DUANE F. ATTORNE | 24886/JULY 22 | 08/19/2022 | CAUSE NO. 24886 | 010-408-42637 | 157.50 |
| KEATING, DUANE F. ATTORNE | 25520/JULY 22 | 08/19/2022 | CAUSE NO. 25520 | 010-408-42637 | 127.50 |
| KEATING, DUANE F. ATTORNE | 25685/JULY 22 | 08/19/2022 | CAUSE NO. 25685 | 010-408-42637 | 232.50 |
| KEATING, DUANE F. ATTORNE | 25695/JULY 22 | 08/19/2022 | CAUSE NO. 25695 | 010-408-42637 | 367.50 |
| KEATING, DUANE F. ATTORNE | 25803/JULY 22 | 08/19/2022 | CPS | 010-408-42637 | 45.00 |
| KEATING, DUANE F. ATTORNE | 25804/JULY 22 | 08/19/2022 | CAUSE NO. 25804 | 010-408-42637 | 52.50 |
| KEATING, DUANE F. ATTORNE | 25882/JULY 22 | 08/19/2022 | CAUSE NO. 25882 | 010-408-42637 | 150.00 |
| KEATING, DUANE F. ATTORNE | 25927/JULY 22 | 08/19/2022 | CAUSE NO. 25927 | 010-408-42637 | 210.00 |
| KEATING, DUANE F. ATTORNE | 25937/ JULY 22 | 08/19/2022 | CAUSE NO 25937 | 010-408-42637 | 217.50 |
| KEATING, DUANE F. ATTORNE | 26006/JULY 22 | 08/19/2022 | CAUSE NO 26006 | 010-408-42637 | 150.00 |
| KEATING, DUANE F. ATTORNE | 26034/JULY 22 | 08/19/2022 | CAUSE NO. 26034 | 010-408-42637 | 412.50 |
| KEATING, DUANE F. ATTORNE | 26054/JULY 22 | 08/19/2022 | CAUSE NO. 26054 | 010-408-42637 | 90.00 |
| CARING IS SHARING | 27034 | 08/19/2022 | DONATION - PRIVATE THROU | 010-436-42617 | 50.00 |
| TEXAS ASSOCIATION OF COU | 328474 | 08/19/2022 | 216694/ COJUD | 010-421-42189 | 280.00 |
| INDOFF OFFICE SUPPLIES | 3547509 | 08/19/2022 | 187474/ DSCLK | 010-407-42100 | 24.99 |
| INDOFF OFFICE SUPPLIES | 3585892 | 08/19/2022 | 186597/VET SERV | 010-405-42100 | 44.42 |
| ENTERGY | 75007148046 | 08/19/2022 | 140145467/T.C.COMPLEX | 010-442-42518 | 1,257.98 |
| TEXAS DOCUMENT SOLUTION | 77034774 | 08/19/2022 | 997956/CDA | 010-440-42353 | 264.02 |
| TEXAS DOCUMENT SOLUTION | 77174670 | 08/19/2022 | 1534270/DSCLK | 010-440-42350 | 83.15 |
| TEXAS DOCUMENT SOLUTION | 77188154 | 08/19/2022 | 1400944/ CO OFFICES | 010-440-42350 | 898.96 |
| TEXAS DOCUMENT SOLUTION | 77221359 | 08/19/2022 | 681242/ JP 1 | 010-440-42350 | 166.28 |
| TEXAS DOCUMENT SOLUTION | 77252388 | 08/19/2022 | 1564835/TREAS. | 010-440-42350 | 314.63 |
| SERVICE BY SCOTT | 8/169/22-TSC0 | 08/19/2022 | PLUMBING REPAIRS AT JAIL | 010-442-42411 | 2,846.69 |
| GREGORY, DONECE | 8/24-26/22 DG | 08/19/2022 | PER DIEM & MILEAGE/ LEGIS | 010-402-42659 | 236.00 |
| SKINNER, JACKIE - COUNTY A | 8/24-26/22 JS | 08/19/2022 | MILEAGE & PER DIEM/ LEGIS | 010-422-42659 | 526.00 |
| CRUSE, LYNNETTE/TYLER COU | 8/24-26/22 LC | 08/19/2022 | PER DIEM & MILEAGE / LEGIS | 010-420-42659 | 236.00 |
| VERIZON WIRELESS | 9912381662 | 08/19/2022 | 2567-00001/ CO JUD | 010-440-42677 | 37.99 |
| VERIZON WIRELESS | 9912381761 | 08/19/2022 | 8756-00001/CONST.PCT.1 | 010-440-42677 | 37.99 |
| VERIZON WIRELESS | 9912383307 | 08/19/2022 | 1235-00001/CONST.PCT.3 | 010-440-42677 | 38.65 |
| VERIZON WIRELESS | 9912401622 | 08/19/2022 | 5405-00001/ PCT 1 | 010-440-42677 | 37.99 |
| VERIZON WIRELESS | 9912433179 | 08/19/2022 | 3400-00001/TCO | 010-426-42500 | 735.53 |
| VERIZON WIRELESS | 9912433180 | 08/19/2022 | 3400-00002/TREAS. | 010-440-42677 | 37.99 |
| VERIZON WIRELESS | 9912438053 | 08/19/2022 | 3398-00001/PCT.4 | 010-440-42677 | 38.03 |
| SOUTHERN HEALTH PARTNER | ADP17288 | 08/19/2022 | TYL-7353/TCO | 010-401-42231 | 305.97 |
| PITNEY BOWES - PURCHASE P | AUGUST 22/2750 | 08/19/2022 | 8000-9090-0771-2750 | 010-401-42111 | 1,220.99 |
| SYSTEM ACCESS | C228 | 08/19/2022 | INV#C228/ TCO | 010-453-43600 | 350.00 |
| SYSTEM ACCESS | CC182 | 08/19/2022 | INV#CC182/COCLK | 010-440-42353 | 130.00 |
| SYSTEM ACCESS | CJ192 | 08/19/2022 | INV #CJ192/COJUD | 010-440-42353 | 195.00 |
| SYSTEM ACCESS | DC141 | 08/19/2022 | INV#DC141/DSCLK | 010-440-42353 | 325.00 |
| CYPHER COMPUTERS | INV#0002462 | 08/19/2022 | COUNTY OFFICES /0002464 | 010-440-42353 | 1,120.00 |
| TEXAS DOCUMENT SOLUTION | INV824375 | 08/19/2022 | LK1670/ CONTRACT NO 1120 | 010-440-42677 | 19.05 |
| SYSTEM ACCESS | JV206 | 08/19/2022 | INV#JV206/ JUPRO | 010-440-42353 | 65.00 |
| SYSTEM ACCESS | T167 | 08/19/2022 | INV#T167/TREAS. | 010-440-42353 | 65.00 |
| TEXAS DEPT. OF PARKS & WIL | TICKET#A8291687 | 08/19/2022 | TICKET #A8291687/GAME WA | 010-401-48000 | 29.75 |
| TEXAS ASSOCIATION OF COU | NRCN-34736-WC3 | 08/22/2022 | INV#NRCN-34736-WC3 | 010-401-40130 | 9,157.50 |
| TEXAS DEPARTMENT OF MOT | 08.23.2022 | 08/23/2022 | COPY OF TITLE *3451/COAUD | 010-426-42413 | 2.00 |
| BLANCHETTE, JACQUES JUDG | 8/24/22-8/26/22JB | 08/23/2022 | MILEAGE/PER DIEM/TAC LEGI | 010-421-42189 | 460.00 |
| TYLER COUNTY PAYROLL | INV0071031 | 08/24/2022 | PAYROLL TRANSFER | 010-29999 | 105,143.20 |
| AFLAC INSURANCE | INV0070990 | 08/25/2022 | AFLAC-LIFE | 010-21330 | 103.74 |
| AFLAC INSURANCE | INV0070991 | 08/25/2022 | AFLAC-RIDER | 010-21330 | 10.21 |
| AFLAC INSURANCE | INV0070992 | 08/25/2022 | AFLAC-SPEVNT | 010-21330 | 430.46 |
| AFLAC INSURANCE | INV0070993 | 08/25/2022 | AFLAC-STD | 010-21330 | 314.04 |
| AFLAC INSURANCE | INV0070994 | 08/25/2022 | AFLAC-Accident | 010-21330 | 733.78 |
| AFLAC INSURANCE | INV0070995 | 08/25/2022 | AFLAC-Accident | 010-21330 | 96.84 |
| AFLAC INSURANCE | INV0070996 | 08/25/2022 | AFLAC-Cancer | 010-21330 | 767.69 |
| AFLAC INSURANCE | INV0070997 | 08/25/2022 | AFLAC-Hospital | 010-21330 | 248.43 |
| AFLAC INSURANCE | INV0070998 | 08/25/2022 | AFLAC-LIFE | 010-21330 | 385.62 |
| ARGUS DENTAL & VISION | INV0070999 | 08/25/2022 | Argus (Afla)c Dental | 010-21330 | 779.10 |
| ARGUS DENTAL & VISION | INV0071000 | 08/25/2022 | ARGUS (AFLAC) DENTAL -LON | 010-21330 | 204.37 |
| ARGUS DENTAL & VISION | INV0071001 | 08/25/2022 | ARGUS DENTAL | 010-21330 | 51.12 |

Expense Approval Report

Payable Dates: 8/1/2022 - 8/31/2022 Post Dates: 8/1/2022 - 8/31/2022 Payment Dates: 8/1/2022 - 8/31/2022

| Vendor Name | Payable Number | Post Date | Description (Item) | Account Number | Amount |
|-----------------------------|----------------------|------------|-------------------------------|----------------|-----------|
| CCTHITA TRIBAL CHILD SUPPO | INV0071002 | 08/25/2022 | CS - Benson Cogbill TCSU Case | 010-21300 | 327.16 |
| NATIONWIDE RETIREMENT S | INV0071003 | 08/25/2022 | Deferred Comp | 010-21300 | 187.50 |
| MASA Medical Transport Solu | INV0071004 | 08/25/2022 | MASA Medical Transportation | 010-21360 | 260.25 |
| NEW YORK LIFE INSURANCE | INV0071005 | 08/25/2022 | NEW YORK LIFE | 010-21300 | 628.72 |
| TAC HEALTH BENEFITS POOL (| INV0071008 | 08/25/2022 | TAC VOYA LIFE INSURANCES | 010-21310 | 358.67 |
| TAC HEALTH BENEFITS POOL (| INV0071009 | 08/25/2022 | TAC DNVC Vision Dependents | 010-21310 | 108.69 |
| TAC HEALTH BENEFITS POOL (| INV0071010 | 08/25/2022 | TAC - DNVC Vision Employee | 010-21310 | 230.69 |
| TAC HEALTH BENEFITS POOL (| INV0071011 | 08/25/2022 | TAC - HEBP Insurance | 010-21310 | 28,728.08 |
| TAC HEALTH BENEFITS POOL (| INV0071012 | 08/25/2022 | TAC HEBP Pre Tax Insurance | 010-21310 | 4,035.51 |
| TYLER COUNTY TAX ASSESSOR | INV0071014 | 08/25/2022 | Tyler County Property Tax | 010-21300 | 100.00 |
| TEXAS COUNTY & DISTRICT RE | INV0071015 | 08/25/2022 | Tyler County, TX Retirement | 010-21320 | 21,943.37 |
| OFFICE OF THE A.G. CHILD SU | INV0071016 | 08/25/2022 | CS | 010-21300 | 292.27 |
| TYLER COUNTY PAYROLL | INV0071017 | 08/25/2022 | FICA | 010-21300 | 17,153.74 |
| TYLER COUNTY PAYROLL | INV0071018 | 08/25/2022 | Federal Withholding | 010-21300 | 10,233.37 |
| TYLER COUNTY PAYROLL | INV0071019 | 08/25/2022 | Medicare | 010-21300 | 4,011.84 |
| TEXAS ASSOCIATION OF COU | INV0071020 | 08/25/2022 | Unemployment | 010-21340 | 390.78 |
| CYPHER COMPUTERS | 0002465 | 08/26/2022 | COUNTY OFFICES/ 0002465 | 010-440-42353 | 980.00 |
| TYLER TECHNOLOGIES, INC. | 025-390374 | 08/26/2022 | 41637/COAUD | 010-440-42350 | 1,077.52 |
| PELTIER, J.D., MAUREEN | 1008 | 08/26/2022 | INV #1008/COJUD | 010-401-42628 | 937.50 |
| TND WORKWEAR CO. | 12316 | 08/26/2022 | TYLER CO SO | 010-426-42150 | 956.95 |
| TND WORKWEAR CO. | 12333 | 08/26/2022 | TYLER CO SO | 010-426-42150 | 120.95 |
| JEFFERSON COUNTY CLERK | 128009EE | 08/26/2022 | CAUSE NO 128009/COJUD | 010-415-42623 | 360.00 |
| JEFFERSON COUNTY CLERK | 128034 CR | 08/26/2022 | CAUSE NO 128034/COJUD | 010-415-42623 | 360.00 |
| WRIGHT, RUSSELL J. | 13614MJ | 08/26/2022 | CAUSE NO 13614 | 010-408-42634 | 3,130.79 |
| KYLES, YSIDRA M. ATTY. | 13617 WKM | 08/26/2022 | CAUSE NO 13617 | 010-408-42634 | 450.00 |
| MORIAN & KAHLA, ATTORNEY | 13689CSS | 08/26/2022 | CAUSE NO 13689 | 010-408-42634 | 225.00 |
| MORIAN & KAHLA, ATTORNEY | 13690CGS | 08/26/2022 | CAUSE NO 13690 | 010-408-42634 | 225.00 |
| MORIAN & KAHLA, ATTORNEY | 13691 CSS | 08/26/2022 | CAUSE NO 13691 | 010-408-42634 | 225.00 |
| MORIAN & KAHLA, ATTORNEY | 13692 CSS | 08/26/2022 | CAUSE NO 13692 | 010-408-42634 | 450.00 |
| WRIGHT, RUSSELL J. | 14013,14014,14015TC | 08/26/2022 | CAUSE NO 14013,14014,1401 | 010-408-42634 | 250.00 |
| SPARKLETTS & SIERRA SPRING | 16208490081922 | 08/26/2022 | 215493916208490/ CO OFFIC | 010-440-42350 | 127.34 |
| DEPARTMENT OF INFORMATI | 22071448N | 08/26/2022 | 33133133133000/ CO PHONE | 010-401-42500 | 59.39 |
| CARRUTH, MICHAEL ROSSI | 32260 | 08/26/2022 | REIMB FOR BODY ARMOR | 010-426-42150 | 371.22 |
| PITNEY BOWES GLOBAL FINA | 3316143311 | 08/26/2022 | 0010875064/TC COMPLEX | 010-440-42350 | 556.74 |
| INDOFF OFFICE SUPPLIES | 3589362 | 08/26/2022 | 186597/VET SRV | 010-405-42100 | 37.10 |
| INDOFF OFFICE SUPPLIES | 3589614 | 08/26/2022 | 183747/MAINT | 010-442-42106 | 344.72 |
| INDOFF OFFICE SUPPLIES | 3589727 | 08/26/2022 | 187474/ DSQLK | 010-407-42100 | 336.42 |
| INDOFF OFFICE SUPPLIES | 3589793 | 08/26/2022 | 375203/PCT1 | 010-440-42101 | 138.80 |
| A T & T - 019 DATA PROC. | 3593512706 | 08/26/2022 | 4357/CO PHONES | 010-440-42350 | 1,032.31 |
| SPARKLETTS & SIERRA SPRING | 3631084081922 | 08/26/2022 | 21549393631084/ CO OFFICE | 010-440-42350 | 658.27 |
| AVAYA FINANCIAL SERVICES | 40548330 | 08/26/2022 | 2000359722/ TAX | 010-420-42500 | 169.85 |
| ABLES-LAND, INC. | 452184-0 | 08/26/2022 | INV#452184-0/ COAUD | 010-422-42100 | 10.15 |
| ABLES-LAND, INC. | 452221-0 | 08/26/2022 | INV#452221-0/ COAUD | 010-422-42100 | 40.81 |
| TCH FAMILY MEDICAL CLINIC | 4940 | 08/26/2022 | INV#4940/ CDA | 010-401-48000 | 83.00 |
| SYSTEM ACCESS | 525 | 08/26/2022 | INV #525/TCSO | 010-440-42353 | 195.00 |
| KOLOGIK LLC | 7022338 | 08/26/2022 | INV#7022338/PCT3 | 010-440-42677 | 600.00 |
| SYSTEM ACCESS | CC183 | 08/26/2022 | INV#CC183/COCLK | 010-440-42353 | 325.00 |
| SYSTEM ACCESS | CC184 | 08/26/2022 | INV#CC184/COCLK | 010-440-42353 | 65.00 |
| SYSTEM ACCESS | CC185 | 08/26/2022 | INV #CC185/COCLK | 010-440-42353 | 65.00 |
| SYSTEM ACCESS | DC144 | 08/26/2022 | INV#DC144/ DSQLK | 010-440-42353 | 65.00 |
| TEXAS DOCUMENT SOLUTION | INV824606 | 08/26/2022 | LK1670/12247-01 | 010-440-42677 | 42.37 |
| PHILLIPS, BOBBY L. | UNINDICTED | 08/26/2022 | CAUSE NO UNINDICTED | 010-408-42634 | 450.00 |
| CARD SERVICE CENTER/MAST | 7/11/22-8/10/22-0321 | 08/29/2022 | 0321/CO. CREDIT CARD | 010-401-42111 | 39.47 |
| CARD SERVICE CENTER/MAST | 7/11/22-8/10/22-0321 | 08/29/2022 | 0321/CO. CREDIT CARD | 010-401-42158 | 3,108.97 |
| CARD SERVICE CENTER/MAST | 7/11/22-8/10/22-0321 | 08/29/2022 | 0321/CO. CREDIT CARD | 010-407-42659 | 586.00 |
| CARD SERVICE CENTER/MAST | 7/11/22-8/10/22-0321 | 08/29/2022 | 0321/CO. CREDIT CARD | 010-408-42685 | 52.12 |
| CARD SERVICE CENTER/MAST | 7/11/22-8/10/22-0321 | 08/29/2022 | 0321/CO. CREDIT CARD | 010-411-42661 | 103.50 |
| CARD SERVICE CENTER/MAST | 7/11/22-8/10/22-0321 | 08/29/2022 | 0321/CO. CREDIT CARD | 010-412-42661 | 103.50 |
| CARD SERVICE CENTER/MAST | 7/11/22-8/10/22-0321 | 08/29/2022 | 0321/CO. CREDIT CARD | 010-419-42100 | 1.06 |
| CARD SERVICE CENTER/MAST | 7/11/22-8/10/22-0321 | 08/29/2022 | 0321/CO. CREDIT CARD | 010-419-42100 | 1.06 |

Expense Approval Report

Payable Dates: 8/1/2022 - 8/31/2022 Post Dates: 8/1/2022 - 8/31/2022 Payment Dates: 8/1/2022 - 8/31/2022

| Vendor Name | Payable Number | Post Date | Description (Item) | Account Number | Amount |
|---------------------------------------|----------------------|------------|-------------------------|----------------|-------------------|
| CARD SERVICE CENTER/MAST | 7/11/22-8/10/22-0321 | 08/29/2022 | 0321/CO. CREDIT CARD | 010-419-42659 | 270.00 |
| CARD SERVICE CENTER/MAST | 7/11/22-8/10/22-0321 | 08/29/2022 | 0321/CO. CREDIT CARD | 010-419-42659 | 130.00 |
| CARD SERVICE CENTER/MAST | 7/11/22-8/10/22-0321 | 08/29/2022 | 0321/CO. CREDIT CARD | 010-421-42100 | 47.50 |
| CARD SERVICE CENTER/MAST | 7/11/22-8/10/22-0321 | 08/29/2022 | 0321/CO. CREDIT CARD | 010-421-42189 | 339.30 |
| CARD SERVICE CENTER/MAST | 7/11/22-8/10/22-0321 | 08/29/2022 | 0321/CO. CREDIT CARD | 010-423-42100 | 252.32 |
| CARD SERVICE CENTER/MAST | 7/11/22-8/10/22-0321 | 08/29/2022 | 0321/CO. CREDIT CARD | 010-426-42150 | 195.87 |
| CARD SERVICE CENTER/MAST | 7/11/22-8/10/22-0321 | 08/29/2022 | 0321/CO. CREDIT CARD | 010-426-42150 | 850.73 |
| CARD SERVICE CENTER/MAST | 7/11/22-8/10/22-0321 | 08/29/2022 | 0321/CO. CREDIT CARD | 010-426-42398 | 1,209.51 |
| CARD SERVICE CENTER/MAST | 7/11/22-8/10/22-0321 | 08/29/2022 | 0321/CO. CREDIT CARD | 010-426-42659 | 250.00 |
| CARD SERVICE CENTER/MAST | 7/11/22-8/10/22-0321 | 08/29/2022 | 0321/CO. CREDIT CARD | 010-427-42108 | 3,032.93 |
| CARD SERVICE CENTER/MAST | 7/11/22-8/10/22-0321 | 08/29/2022 | 0321/CO. CREDIT CARD | 010-440-42101 | 164.98 |
| CARD SERVICE CENTER/MAST | 7/11/22-8/10/22-0321 | 08/29/2022 | 0321/CO. CREDIT CARD | 010-440-42101 | 167.00 |
| CARD SERVICE CENTER/MAST | 7/11/22-8/10/22-0321 | 08/29/2022 | 0321/CO. CREDIT CARD | 010-440-42101 | 17.65 |
| CARD SERVICE CENTER/MAST | 7/11/22-8/10/22-0321 | 08/29/2022 | 0321/CO. CREDIT CARD | 010-440-42101 | 174.98 |
| CARD SERVICE CENTER/MAST | 7/11/22-8/10/22-0321 | 08/29/2022 | 0321/CO. CREDIT CARD | 010-440-42101 | 34.99 |
| CARD SERVICE CENTER/MAST | 7/11/22-8/10/22-0321 | 08/29/2022 | 0321/CO. CREDIT CARD | 010-440-42101 | 35.89 |
| CARD SERVICE CENTER/MAST | 7/11/22-8/10/22-0321 | 08/29/2022 | 0321/CO. CREDIT CARD | 010-440-42101 | 235.51 |
| CARD SERVICE CENTER/MAST | 7/11/22-8/10/22-0321 | 08/29/2022 | 0321/CO. CREDIT CARD | 010-440-42101 | 296.99 |
| CARD SERVICE CENTER/MAST | 7/11/22-8/10/22-0321 | 08/29/2022 | 0321/CO. CREDIT CARD | 010-440-42101 | 284.22 |
| CARD SERVICE CENTER/MAST | 7/11/22-8/10/22-0321 | 08/29/2022 | 0321/CO. CREDIT CARD | 010-440-42101 | 888.95 |
| CARD SERVICE CENTER/MAST | 7/11/22-8/10/22-0321 | 08/29/2022 | 0321/CO. CREDIT CARD | 010-440-42101 | 373.27 |
| CARD SERVICE CENTER/MAST | 7/11/22-8/10/22-0321 | 08/29/2022 | 0321/CO. CREDIT CARD | 010-440-42350 | 87.50 |
| CARD SERVICE CENTER/MAST | 7/11/22-8/10/22-0321 | 08/29/2022 | 0321/CO. CREDIT CARD | 010-440-42353 | 5.39 |
| ARGUS DENTAL & VISION | CM0008183 | 08/29/2022 | ADJUSTMENT/ONEAL, MATT | 010-401-40150 | -0.01 |
| ARGUS DENTAL & VISION | CM0008184 | 08/29/2022 | ADJUSTMENT/RICE, TRAVIS | 010-401-40150 | -26.16 |
| Fund 010 - GENERAL FUND Total: | | | | | 613,132.46 |

Fund: 021 - ROAD & BRIDGE I

| | | | | | |
|-----------------------------|----------------|------------|-----------------------------|---------------|----------|
| TAC HEALTH BENEFITS POOL (| INV0070635 | 08/04/2022 | LIFE INSURANCE AUGUST 202 | 021-000-40120 | 219.83 |
| LOCAL SANITATION, LLC | 7/22-3423 | 08/05/2022 | 3423/ PCT 1 BARN | 021-000-42510 | 68.00 |
| TYLER COUNTY PAYROLL | INV0070791 | 08/10/2022 | PAYROLL TRANSFER | 021-29999 | 8,949.71 |
| AFLAC INSURANCE | INV0070758 | 08/11/2022 | AFLAC-LIFE | 021-21330 | 26.97 |
| AFLAC INSURANCE | INV0070760 | 08/11/2022 | AFLAC-SPEVNT | 021-21330 | 3.59 |
| AFLAC INSURANCE | INV0070761 | 08/11/2022 | AFLAC-STD | 021-21330 | 47.61 |
| AFLAC INSURANCE | INV0070762 | 08/11/2022 | AFLAC-Accident | 021-21330 | 42.67 |
| AFLAC INSURANCE | INV0070763 | 08/11/2022 | AFLAC-Accident | 021-21330 | 4.30 |
| AFLAC INSURANCE | INV0070764 | 08/11/2022 | AFLAC-Cancer | 021-21330 | 32.20 |
| AFLAC INSURANCE | INV0070766 | 08/11/2022 | AFLAC-LIFE | 021-21330 | 75.00 |
| ARGUS DENTAL & VISION | INV0070767 | 08/11/2022 | Argus (Afla)c Dental | 021-21330 | 95.43 |
| ARGUS DENTAL & VISION | INV0070768 | 08/11/2022 | ARGUS (AFLAC) DENTAL -LON | 021-21330 | 15.00 |
| MASA Medical Transport Solu | INV0070772 | 08/11/2022 | MASA Medical Transportation | 021-21360 | 35.00 |
| TAC HEALTH BENEFITS POOL (| INV0070776 | 08/11/2022 | TAC VOYA LIFE INSURANCES | 021-21310 | 92.84 |
| TAC HEALTH BENEFITS POOL (| INV0070777 | 08/11/2022 | TAC DNVC Vision Dependents | 021-21310 | 23.72 |
| TAC HEALTH BENEFITS POOL (| INV0070778 | 08/11/2022 | TAC - DNVC Vision Employee | 021-21310 | 21.70 |
| TAC HEALTH BENEFITS POOL (| INV0070779 | 08/11/2022 | TAC - HEBP Insurance | 021-21310 | 2,776.97 |
| TAC HEALTH BENEFITS POOL (| INV0070780 | 08/11/2022 | TAC HEBP Pre Tax Insurance | 021-21310 | 343.86 |
| TEXAS COUNTY & DISTRICT RE | INV0070782 | 08/11/2022 | Tyler County, TX Retirement | 021-21320 | 1,880.02 |
| TYLER COUNTY PAYROLL | INV0070784 | 08/11/2022 | FICA | 021-21300 | 1,457.82 |
| TYLER COUNTY PAYROLL | INV0070785 | 08/11/2022 | Federal Withholding | 021-21300 | 837.96 |
| TYLER COUNTY PAYROLL | INV0070786 | 08/11/2022 | Medicare | 021-21300 | 340.96 |
| TEXAS ASSOCIATION OF COU | INV0070787 | 08/11/2022 | Unemployment | 021-21340 | 30.53 |
| ECONO SIGNS, LLC | 10-976631 | 08/12/2022 | 75979 PCT 1 / PCT 1 | 021-000-42425 | 255.63 |
| GULF COAST | 201085434 | 08/12/2022 | 210161/ PCT 1 | 021-000-42160 | 2,848.95 |
| HOLLIS TIRE CO., INC. | 20113 | 08/12/2022 | INV#20113/ PCT 1 | 021-000-42401 | 2,067.50 |
| HOLLIS TIRE CO., INC. | 20569 | 08/12/2022 | INV#20569/PCT 1 | 021-000-42401 | 320.00 |
| O'REILLY AUTOMOTIVE, INC. | 7/28/22-591682 | 08/12/2022 | 591682/ PCT 1 | 021-000-42998 | 25.07 |
| TEJAS EQUIPMENT, INC. | 7/31/22-00025 | 08/12/2022 | JULY 22/ PCT 1 | 021-000-42425 | 88.43 |
| GARDNER OIL, INC. | 7/31/22-1638 | 08/12/2022 | 1638/ PCT 1 | 021-000-42400 | 4,385.92 |
| U PUMP IT - GARDNER OIL | 7/31/22-1914 | 08/12/2022 | 1914/ PCT 1 | 021-000-42400 | 177.46 |
| POWERPLAN/DOGGETT MAC | J72123- PCT 1 | 08/12/2022 | 0000283762/ PCT 1 | 021-000-42429 | 1,407.84 |
| POWERPLAN/DOGGETT MAC | J72125/ PCT 1 | 08/12/2022 | 0000283762/ PCT 1 | 021-000-42429 | 100.00 |

Expense Approval Report

Payable Dates: 8/1/2022 - 8/31/2022 Post Dates: 8/1/2022 - 8/31/2022 Payment Dates: 8/1/2022 - 8/31/2022

| Vendor Name | Payable Number | Post Date | Description (Item) | Account Number | Amount |
|--|----------------------|------------|-----------------------------|----------------|------------------|
| SENECA WATER SUPPLY CORP. | JULY 22-166 | 08/12/2022 | 166/ PCT 1 | 021-000-42150 | 41.21 |
| GARDNER OIL/TIMBERMAN'S | JULY22 / PCT 1 | 08/12/2022 | JULY 22 / PCT 1 | 021-000-42998 | 32.95 |
| BLACKSHER, JOSEPH PRESTON | 8/24-26/22 JB | 08/19/2022 | MILEAGE & PER DIEM / LEGIS | 021-000-42659 | 437.82 |
| MUSTANG CAT | PART6013624 | 08/19/2022 | 0792900/ PCT 1 | 021-000-42425 | 822.18 |
| TEXAS ASSOCIATION OF COU | NRCN-34736-WC3 | 08/22/2022 | INV#NRCN-34736-WC3 | 021-000-40130 | 1,458.00 |
| TYLER COUNTY PAYROLL | INV0071031 | 08/24/2022 | PAYROLL TRANSFER | 021-29999 | 8,949.76 |
| AFLAC INSURANCE | INV0070990 | 08/25/2022 | AFLAC-LIFE | 021-21330 | 26.97 |
| AFLAC INSURANCE | INV0070992 | 08/25/2022 | AFLAC-SPEVNT | 021-21330 | 3.59 |
| AFLAC INSURANCE | INV0070993 | 08/25/2022 | AFLAC-STD | 021-21330 | 47.61 |
| AFLAC INSURANCE | INV0070994 | 08/25/2022 | AFLAC-Accident | 021-21330 | 42.66 |
| AFLAC INSURANCE | INV0070995 | 08/25/2022 | AFLAC-Accident | 021-21330 | 4.29 |
| AFLAC INSURANCE | INV0070996 | 08/25/2022 | AFLAC-Cancer | 021-21330 | 32.20 |
| AFLAC INSURANCE | INV0070998 | 08/25/2022 | AFLAC-LIFE | 021-21330 | 75.00 |
| ARGUS DENTAL & VISION | INV0070999 | 08/25/2022 | Argus (Afla)c Dental | 021-21330 | 95.42 |
| ARGUS DENTAL & VISION | INV0071000 | 08/25/2022 | ARGUS (AFLAC) DENTAL -LON | 021-21330 | 15.00 |
| MASA Medical Transport Solu | INV0071004 | 08/25/2022 | MASA Medical Transportation | 021-21360 | 35.00 |
| TAC HEALTH BENEFITS POOL (| INV0071008 | 08/25/2022 | TAC VOYA LIFE INSURANCES | 021-21310 | 92.81 |
| TAC HEALTH BENEFITS POOL (| INV0071009 | 08/25/2022 | TAC DNVC Vision Dependents | 021-21310 | 23.72 |
| TAC HEALTH BENEFITS POOL (| INV0071010 | 08/25/2022 | TAC - DNVC Vision Employee | 021-21310 | 21.70 |
| TAC HEALTH BENEFITS POOL (| INV0071011 | 08/25/2022 | TAC - HEBP Insurance | 021-21310 | 2,776.97 |
| TAC HEALTH BENEFITS POOL (| INV0071012 | 08/25/2022 | TAC HEBP Pre Tax Insurance | 021-21310 | 343.86 |
| TEXAS COUNTY & DISTRICT RE | INV0071015 | 08/25/2022 | Tyler County, TX Retirement | 021-21320 | 1,880.02 |
| TYLER COUNTY PAYROLL | INV0071017 | 08/25/2022 | FICA | 021-21300 | 1,457.82 |
| TYLER COUNTY PAYROLL | INV0071018 | 08/25/2022 | Federal Withholding | 021-21300 | 837.97 |
| TYLER COUNTY PAYROLL | INV0071019 | 08/25/2022 | Medicare | 021-21300 | 340.96 |
| TEXAS ASSOCIATION OF COU | INV0071020 | 08/25/2022 | Unemployment | 021-21340 | 30.53 |
| BEAUMONT TRACTOR COMPA | 3255452A | 08/26/2022 | TYLE00/ PCT 1 | 021-000-42425 | 54.10 |
| INDOFF OFFICE SUPPLIES | 3589793 | 08/26/2022 | 375203/PCT1 | 021-000-42998 | 24.72 |
| CARD SERVICE CENTER/MAST | 7/11/22-8/10/22-0321 | 08/29/2022 | 0321/CO. CREDIT CARD | 021-000-42659 | 230.00 |
| Fund 021 - ROAD & BRIDGE I Total: | | | | | 49,333.33 |

Fund: 022 - ROAD & BRIDGE II

| | | | | | |
|-----------------------------|-------------------|------------|-----------------------------|---------------|----------|
| CARD SERVICE CENTER/MAST | INV0070576 | 08/01/2022 | JUNE 10,22-JULY 10,22 | 022-000-42425 | 31.45 |
| CARD SERVICE CENTER/MAST | INV0070576 | 08/01/2022 | JUNE 10,22-JULY 10,22 | 022-000-42659 | 255.00 |
| TAC HEALTH BENEFITS POOL (| CM0008151 | 08/04/2022 | ADJUSTMENT/FOWLER, DAVI | 022-000-40120 | -29.74 |
| TAC HEALTH BENEFITS POOL (| CM0008164 | 08/04/2022 | ADJUSTMENT/FOWLER, DAVI | 022-000-40120 | -12.40 |
| TAC HEALTH BENEFITS POOL (| INV0070635 | 08/04/2022 | LIFE INSURANCE AUGUST 202 | 022-000-40120 | 220.81 |
| CHESTER GAS SYSTEM | 7/22-134 | 08/05/2022 | 134/ PCT 2 BARN | 022-000-42510 | 30.00 |
| SAM HOUSTON ELECTRIC CO | 7/22-1833151 | 08/05/2022 | 1833151/ PCT 1 | 022-000-42510 | 216.93 |
| LOCAL SANITATION, LLC | 7/22-2015 | 08/05/2022 | 2015/ PCT 2 BARN | 022-000-42510 | 68.00 |
| CHESTER WATER SUPPLY CORP | 7/22-31 | 08/05/2022 | 31/ PCT 2 BARN | 022-000-42150 | 25.88 |
| STURROCK, STEVAN | 8/9/22-8/12/22 SS | 08/05/2022 | VG YOUNG LEADERSHIP CONF | 022-000-42659 | 367.75 |
| TYLER COUNTY PAYROLL | INV0070791 | 08/10/2022 | PAYROLL TRANSFER | 022-29999 | 5,893.37 |
| AFLAC INSURANCE | INV0070761 | 08/11/2022 | AFLAC-STD | 022-21330 | 4.89 |
| AFLAC INSURANCE | INV0070762 | 08/11/2022 | AFLAC-Accident | 022-21330 | 38.23 |
| AFLAC INSURANCE | INV0070763 | 08/11/2022 | AFLAC-Accident | 022-21330 | 30.24 |
| AFLAC INSURANCE | INV0070766 | 08/11/2022 | AFLAC-LIFE | 022-21330 | 30.00 |
| MASA Medical Transport Solu | INV0070772 | 08/11/2022 | MASA Medical Transportation | 022-21360 | 7.00 |
| NEW YORK LIFE INSURANCE | INV0070773 | 08/11/2022 | NEW YORK LIFE | 022-21300 | 43.11 |
| TAC HEALTH BENEFITS POOL (| INV0070776 | 08/11/2022 | TAC VOYA LIFE INSURANCES | 022-21310 | 75.60 |
| TAC HEALTH BENEFITS POOL (| INV0070777 | 08/11/2022 | TAC DNVC Vision Dependents | 022-21310 | 8.84 |
| TAC HEALTH BENEFITS POOL (| INV0070778 | 08/11/2022 | TAC - DNVC Vision Employee | 022-21310 | 12.40 |
| TAC HEALTH BENEFITS POOL (| INV0070779 | 08/11/2022 | TAC - HEBP Insurance | 022-21310 | 1,586.84 |
| TAC HEALTH BENEFITS POOL (| INV0070780 | 08/11/2022 | TAC HEBP Pre Tax Insurance | 022-21310 | 483.79 |
| TEXAS COUNTY & DISTRICT RE | INV0070782 | 08/11/2022 | Tyler County, TX Retirement | 022-21320 | 1,178.77 |
| TYLER COUNTY PAYROLL | INV0070784 | 08/11/2022 | FICA | 022-21300 | 959.72 |
| TYLER COUNTY PAYROLL | INV0070785 | 08/11/2022 | Federal Withholding | 022-21300 | 561.70 |
| TYLER COUNTY PAYROLL | INV0070786 | 08/11/2022 | Medicare | 022-21300 | 224.46 |
| TEXAS ASSOCIATION OF COU | INV0070787 | 08/11/2022 | Unemployment | 022-21340 | 17.96 |
| COASTAL WELDING SUPPLY | 0080222646 | 08/12/2022 | 30355/ PCT 2 | 022-000-42425 | 49.60 |
| ATTOYAC ROCK, LLC | 12449 | 08/12/2022 | 197/PCT 2 | 022-000-42160 | 902.45 |

Expense Approval Report

Payable Dates: 8/1/2022 - 8/31/2022 Post Dates: 8/1/2022 - 8/31/2022 Payment Dates: 8/1/2022 - 8/31/2022

| Vendor Name | Payable Number | Post Date | Description (Item) | Account Number | Amount |
|---|----------------------|------------|-----------------------------|----------------|-------------------|
| ATTOYAC ROCK, LLC | 12478 | 08/12/2022 | 197/PCT 2 | 022-000-42160 | 450.59 |
| JR'S TRUCKING , HEAVY EQUIP | 18641 | 08/12/2022 | INV#18641/ PCT 2 | 022-000-42425 | 1,286.97 |
| V.G.YOUNG INSTITUTE OF CO | 3/1/22-SS | 08/12/2022 | REGIS/ STURROCK,S | 022-000-42659 | 1,600.00 |
| LAKEWAY TIRE & SERVICE-JAS | 7/26/22-916 | 08/12/2022 | 916/ PCT 2 | 022-000-42401 | 60.00 |
| O'REILLY AUTOMOTIVE, INC. | 7/28/22-597681 | 08/12/2022 | 591681/PCT 2 | 022-000-42425 | 197.11 |
| GARDNER OIL, INC. | 7/31/22-1639 | 08/12/2022 | 1639/PCT 2 | 022-000-42400 | 5,246.23 |
| U PUMP IT - GARDNER OIL | 7/31/22-1918 | 08/12/2022 | 1918/PCT 2 | 022-000-42400 | 843.13 |
| GARDNER OIL/TIMBERMAN'S | 7/31/22-PCT 2 | 08/12/2022 | JULY 2022/ PCT 2 | 022-000-42400 | 209.80 |
| GARDNER OIL/TIMBERMAN'S | 7/31/22-PCT 2 | 08/12/2022 | JULY 2022/ PCT 2 | 022-000-42425 | 322.22 |
| GARDNER OIL/TIMBERMAN'S | 7/31/22-PCT 2 | 08/12/2022 | JULY 2022/ PCT 2 | 022-000-42998 | 208.75 |
| VERIZON WIRELESS | 9911859151 | 08/12/2022 | 1963-00001/ JET PAKS | 022-000-42500 | 119.97 |
| POWERPLAN/DOGGETT MAC | J72123/ PCT 2 | 08/12/2022 | 0000283762/ PCT 2 | 022-000-42428 | 1,407.84 |
| POWERPLAN/DOGGETT MAC | J72125/ PCT 2 | 08/12/2022 | 0000283762/ PCT 2 | 022-000-42428 | 100.00 |
| MODICA BROS. | JULY 2022/ PCT 2 | 08/12/2022 | JULY 2022/ PCT 2 | 022-000-42401 | 128.00 |
| TOLAR'S FEED & OUTDOOR S | 721071-A | 08/15/2022 | INV.#721071/PCT2 | 022-000-42426 | 159.85 |
| GULF COAST A CRH COMPANY | 2000075849 | 08/18/2022 | JOB#256192/PCT.2 | 022-000-42160 | 94,282.68 |
| GULF COAST A CRH COMPANY | 2000075850 | 08/18/2022 | JOB#256195/PCT.2 | 022-000-42160 | 37,332.00 |
| GULF COAST A CRH COMPANY | 2000075851 | 08/18/2022 | JOB#256193/PCT.2 | 022-000-42160 | 107,689.56 |
| ATTOYAC ROCK, LLC | 12507 | 08/19/2022 | 197/ PCT 2 | 022-000-42160 | 295.80 |
| CONSOLIDATED COMMUNICA | 7/22-2645/0 | 08/19/2022 | 2645/0-PCT.2 BARN | 022-000-42500 | 17.06 |
| STURROCK, STEVAN | 8/24-26/22 SS | 08/19/2022 | MILEAGE & PER DIEM/ LEGIS | 022-000-42659 | 526.00 |
| TEXAS ASSOCIATION OF COU | NRCN-34736-WC3 | 08/22/2022 | INV#NRCN-34736-WC3 | 022-000-40130 | 1,458.00 |
| TYLER COUNTY PAYROLL | INV0071031 | 08/24/2022 | PAYROLL TRANSFER | 022-29999 | 5,560.51 |
| AFLAC INSURANCE | INV0070993 | 08/25/2022 | AFLAC-STD | 022-21330 | 4.89 |
| AFLAC INSURANCE | INV0070994 | 08/25/2022 | AFLAC-Accident | 022-21330 | 38.21 |
| AFLAC INSURANCE | INV0070995 | 08/25/2022 | AFLAC-Accident | 022-21330 | 30.24 |
| AFLAC INSURANCE | INV0070998 | 08/25/2022 | AFLAC-LIFE | 022-21330 | 30.00 |
| MASA Medical Transport Solu | INV0071004 | 08/25/2022 | MASA Medical Transportation | 022-21360 | 7.00 |
| NEW YORK LIFE INSURANCE | INV0071005 | 08/25/2022 | NEW YORK LIFE | 022-21300 | 43.11 |
| TAC HEALTH BENEFITS POOL (| INV0071008 | 08/25/2022 | TAC VOYA LIFE INSURANCES | 022-21310 | 75.60 |
| TAC HEALTH BENEFITS POOL (| INV0071009 | 08/25/2022 | TAC DNVC Vision Dependents | 022-21310 | 8.84 |
| TAC HEALTH BENEFITS POOL (| INV0071010 | 08/25/2022 | TAC - DNVC Vision Employee | 022-21310 | 12.40 |
| TAC HEALTH BENEFITS POOL (| INV0071011 | 08/25/2022 | TAC - HEBP Insurance | 022-21310 | 1,586.84 |
| TAC HEALTH BENEFITS POOL (| INV0071012 | 08/25/2022 | TAC HEBP Pre Tax Insurance | 022-21310 | 483.79 |
| TEXAS COUNTY & DISTRICT RE | INV0071015 | 08/25/2022 | Tyler County, TX Retirement | 022-21320 | 1,217.89 |
| TYLER COUNTY PAYROLL | INV0071017 | 08/25/2022 | FICA | 022-21300 | 921.52 |
| TYLER COUNTY PAYROLL | INV0071018 | 08/25/2022 | Federal Withholding | 022-21300 | 592.59 |
| TYLER COUNTY PAYROLL | INV0071019 | 08/25/2022 | Medicare | 022-21300 | 215.52 |
| TEXAS ASSOCIATION OF COU | INV0071020 | 08/25/2022 | Unemployment | 022-21340 | 17.00 |
| ATTOYAC ROCK, LLC | 12542 | 08/26/2022 | 197/PCT2 | 022-000-42160 | 635.40 |
| CARD SERVICE CENTER/MAST | 7/11/22-8/10/22-0321 | 08/29/2022 | 0321/CO. CREDIT CARD | 022-000-42659 | 906.30 |
| Fund 022 - ROAD & BRIDGE II Total: | | | | | 279,611.86 |

Fund: 023 - ROAD & BRIDGE III

| | | | | | |
|----------------------------|------------|------------|---------------------------|---------------|-----------|
| CARD SERVICE CENTER/MAST | INV0070576 | 08/01/2022 | JUNE 10,22-JULY 10,22 | 023-000-42425 | 16.95 |
| TAC HEALTH BENEFITS POOL (| INV0070635 | 08/04/2022 | LIFE INSURANCE AUGUST 202 | 023-000-40120 | 285.79 |
| TAC HEALTH BENEFITS POOL (| INV0070640 | 08/04/2022 | RETIREE/ROSS, JAMES | 023-000-40120 | 793.42 |
| TANT, DANNY | 1001 | 08/05/2022 | INV#1001/ PCT 3 | 023-000-42998 | 2,550.00 |
| TANT, DANNY | 1002 | 08/05/2022 | INV#1002/PCT 3 | 023-000-42998 | 2,025.00 |
| HOLLIS TIRE CO., INC. | 20628 | 08/05/2022 | PCT 3 | 023-000-42401 | 207.50 |
| LOCAL SANITATION, LLC | 7/22-3299 | 08/05/2022 | 3299/ PCT 3 BARN | 023-000-42510 | 68.00 |
| VERIZON WIRELESS | 9912031011 | 08/05/2022 | 6997-00003/PCT 3 | 023-000-42500 | 108.44 |
| TYLER COUNTY PAYROLL | INV0070791 | 08/10/2022 | PAYROLL TRANSFER | 023-29999 | 14,013.04 |
| AFLAC INSURANCE | INV0070760 | 08/11/2022 | AFLAC-SPEVNT | 023-21330 | 41.55 |
| AFLAC INSURANCE | INV0070761 | 08/11/2022 | AFLAC-STD | 023-21330 | 31.59 |
| AFLAC INSURANCE | INV0070762 | 08/11/2022 | AFLAC-Accident | 023-21330 | 86.57 |
| AFLAC INSURANCE | INV0070763 | 08/11/2022 | AFLAC-Accident | 023-21330 | 10.67 |
| AFLAC INSURANCE | INV0070764 | 08/11/2022 | AFLAC-Cancer | 023-21330 | 55.57 |
| AFLAC INSURANCE | INV0070766 | 08/11/2022 | AFLAC-LIFE | 023-21330 | 60.00 |
| ARGUS DENTAL & VISION | INV0070767 | 08/11/2022 | Argus (Afla)c Dental | 023-21330 | 64.36 |
| ARGUS DENTAL & VISION | INV0070768 | 08/11/2022 | ARGUS (AFLAC) DENTAL -LON | 023-21330 | 15.00 |

Expense Approval Report

Payable Dates: 8/1/2022 - 8/31/2022 Post Dates: 8/1/2022 - 8/31/2022 Payment Dates: 8/1/2022 - 8/31/2022

| Vendor Name | Payable Number | Post Date | Description (Item) | Account Number | Amount |
|---|----------------------|------------|-----------------------------|--|------------------|
| MASA Medical Transport Solu | INV0070772 | 08/11/2022 | MASA Medical Transportation | 023-21360 | 42.00 |
| NEW YORK LIFE INSURANCE | INV0070773 | 08/11/2022 | NEW YORK LIFE | 023-21300 | 63.22 |
| TAC HEALTH BENEFITS POOL (| INV0070776 | 08/11/2022 | TAC VOYA LIFE INSURANCES | 023-21310 | 94.36 |
| TAC HEALTH BENEFITS POOL (| INV0070777 | 08/11/2022 | TAC DNVC Vision Dependents | 023-21310 | 14.76 |
| TAC HEALTH BENEFITS POOL (| INV0070778 | 08/11/2022 | TAC - DNVC Vision Employee | 023-21310 | 27.90 |
| TAC HEALTH BENEFITS POOL (| INV0070779 | 08/11/2022 | TAC - HEBP Insurance | 023-21310 | 3,570.39 |
| TAC HEALTH BENEFITS POOL (| INV0070780 | 08/11/2022 | TAC HEBP Pre Tax Insurance | 023-21310 | 125.93 |
| TEXAS COUNTY & DISTRICT RE | INV0070782 | 08/11/2022 | Tyler County, TX Retirement | 023-21320 | 2,834.01 |
| TYLER COUNTY PAYROLL | INV0070784 | 08/11/2022 | FICA | 023-21300 | 2,238.98 |
| TYLER COUNTY PAYROLL | INV0070785 | 08/11/2022 | Federal Withholding | 023-21300 | 1,126.88 |
| TYLER COUNTY PAYROLL | INV0070786 | 08/11/2022 | Medicare | 023-21300 | 523.66 |
| TEXAS ASSOCIATION OF COU | INV0070787 | 08/11/2022 | Unemployment | 023-21340 | 49.63 |
| GEO. P. BANE, INC. | 01134083 | 08/12/2022 | 91530/ PCT 3 | 023-000-42425 | 1,124.46 |
| ENTERGY | 10016668255 | 08/12/2022 | 133941435/ PCT 3 BARN | 023-000-42510 | 235.73 |
| O'REILLY AUTOMOTIVE, INC. | 1451-226529 | 08/12/2022 | 594754/ PCT 3 | 023-000-42425 | 105.99 |
| LAKEWAY TIRE & SERVICE-JAS | 148436 | 08/12/2022 | 917/PCT 3 | 023-000-42401 | 52.50 |
| LAKEWAY TIRE & SERVICE-JAS | 148479 | 08/12/2022 | 917/PCT 3 | 023-000-42401 | 30.00 |
| JACK ALEXANDER, LTD. | 27024 | 08/12/2022 | TYLCO3/ PCT 3 | 023-000-42160 | 387.04 |
| ENTERGY | 370003677545 | 08/12/2022 | 173886458/PCT 3 | 023-000-42510 | 19.02 |
| SULLIVAN'S HARDWARE | 7/28/22-PCT3 | 08/12/2022 | JULY 22/ PCT 3 | 023-000-42998 | 43.98 |
| GARDNER OIL, INC. | 7/31/22-1640 | 08/12/2022 | 1640/ PCT 3 | 023-000-42400 | 10,653.72 |
| GARDNER OIL/TIMBERMAN'S | 7/31/22-PCT 3 | 08/12/2022 | JULY 22 / PCT 3 | 023-000-42400 | 121.90 |
| GARDNER OIL/TIMBERMAN'S | 7/31/22-PCT 3 | 08/12/2022 | JULY 22 / PCT 3 | 023-000-42425 | 109.38 |
| REYNOLDS, JOHN | 7/31/22-PCT 3 | 08/12/2022 | REPLACED BRAKE / PCT 3 | 023-000-42425 | 150.00 |
| GARDNER OIL/TIMBERMAN'S | 7/31/22-PCT 3 | 08/12/2022 | JULY 22 / PCT 3 | 023-000-42998 | 17.99 |
| POWERPLAN/DOGGETT MAC | J18744 | 08/12/2022 | 0000283762/ PCT 3 | 023-000-42425 | 385.18 |
| POWERPLAN/DOGGETT MAC | J72123/ PCT 3 | 08/12/2022 | 0000283762/ PCT 3 | 023-000-42429 | 1,407.86 |
| INTERSTATE BILLING SERVICE, | S0040575901 | 08/12/2022 | 120677/ PCT 3 | 023-000-42425 | 333.96 |
| MARSHALL, MICHAEL | 8/24-26/22 MM | 08/19/2022 | MILEAGE & PER DIEM / LEGIS | 023-000-42659 | 470.00 |
| TEXAS ASSOCIATION OF COU | NRCN-34736-WC3 | 08/22/2022 | INV#NRCN-34736-WC3 | 023-000-40130 | 1,458.00 |
| TYLER COUNTY PAYROLL | INV0071031 | 08/24/2022 | PAYROLL TRANSFER | 023-29999 | 13,612.31 |
| AFLAC INSURANCE | INV0070992 | 08/25/2022 | AFLAC-SPEVNT | 023-21330 | 41.55 |
| AFLAC INSURANCE | INV0070993 | 08/25/2022 | AFLAC-STD | 023-21330 | 31.59 |
| AFLAC INSURANCE | INV0070994 | 08/25/2022 | AFLAC-Accident | 023-21330 | 84.53 |
| AFLAC INSURANCE | INV0070995 | 08/25/2022 | AFLAC-Accident | 023-21330 | 10.66 |
| AFLAC INSURANCE | INV0070996 | 08/25/2022 | AFLAC-Cancer | 023-21330 | 55.56 |
| AFLAC INSURANCE | INV0070998 | 08/25/2022 | AFLAC-LIFE | 023-21330 | 60.00 |
| ARGUS DENTAL & VISION | INV0070999 | 08/25/2022 | Argus (Afla)c Dental | 023-21330 | 64.36 |
| ARGUS DENTAL & VISION | INV0071000 | 08/25/2022 | ARGUS (AFLAC) DENTAL -LON | 023-21330 | 15.00 |
| MASA Medical Transport Solu | INV0071004 | 08/25/2022 | MASA Medical Transportation | 023-21360 | 42.00 |
| NEW YORK LIFE INSURANCE | INV0071005 | 08/25/2022 | NEW YORK LIFE | 023-21300 | 63.22 |
| TAC HEALTH BENEFITS POOL (| INV0071008 | 08/25/2022 | TAC VOYA LIFE INSURANCES | 023-21310 | 94.35 |
| TAC HEALTH BENEFITS POOL (| INV0071009 | 08/25/2022 | TAC DNVC Vision Dependents | 023-21310 | 14.76 |
| TAC HEALTH BENEFITS POOL (| INV0071010 | 08/25/2022 | TAC - DNVC Vision Employee | 023-21310 | 27.90 |
| TAC HEALTH BENEFITS POOL (| INV0071011 | 08/25/2022 | TAC - HEBP Insurance | 023-21310 | 3,570.39 |
| TAC HEALTH BENEFITS POOL (| INV0071012 | 08/25/2022 | TAC HEBP Pre Tax Insurance | 023-21310 | 125.93 |
| TEXAS COUNTY & DISTRICT RE | INV0071015 | 08/25/2022 | Tyler County, TX Retirement | 023-21320 | 2,756.58 |
| TYLER COUNTY PAYROLL | INV0071017 | 08/25/2022 | FICA | 023-21300 | 2,177.36 |
| TYLER COUNTY PAYROLL | INV0071018 | 08/25/2022 | Federal Withholding | 023-21300 | 1,103.74 |
| TYLER COUNTY PAYROLL | INV0071019 | 08/25/2022 | Medicare | 023-21300 | 509.24 |
| TEXAS ASSOCIATION OF COU | INV0071020 | 08/25/2022 | Unemployment | 023-21340 | 48.08 |
| CARD SERVICE CENTER/MAST | 7/11/22-8/10/22-0321 | 08/29/2022 | 0321/CO. CREDIT CARD | 023-000-42425 | 40.90 |
| | | | | Fund 023 - ROAD & BRIDGE III Total: | 72,801.89 |
| Fund: 024 - ROAD & BRIDGE IV | | | | | |
| CARD SERVICE CENTER/MAST | INV0070576 | 08/01/2022 | JUNE 10,22-JULY 10,22 | 024-000-42150 | 1,314.67 |
| TAC HEALTH BENEFITS POOL (| INV0070635 | 08/04/2022 | LIFE INSURANCE AUGUST 202 | 024-000-40120 | 274.73 |
| TYLER COUNTY WATER SUPPL | 7/22-00583 | 08/05/2022 | 00583/PCT 4 | 024-000-42510 | 44.02 |
| LOCAL SANITATION, LLC | 7/22-3365 | 08/05/2022 | 3365/ P-CT 4 BARN | 024-000-42510 | 68.00 |
| JACKSON, KELLY | JULY 2022/ PCT 4 | 08/05/2022 | CLEANING PCT 4 BARN | 024-000-42998 | 100.00 |
| TYLER COUNTY PAYROLL | INV0070791 | 08/10/2022 | PAYROLL TRANSFER | 024-29999 | 10,955.40 |

Expense Approval Report

Payable Dates: 8/1/2022 - 8/31/2022 Post Dates: 8/1/2022 - 8/31/2022 Payment Dates: 8/1/2022 - 8/31/2022

| Vendor Name | Payable Number | Post Date | Description (Item) | Account Number | Amount |
|-----------------------------|-----------------|------------|-----------------------------|----------------|-----------|
| AFLAC INSURANCE | INV0070760 | 08/11/2022 | AFLAC-SPEVNT | 024-21330 | 29.40 |
| AFLAC INSURANCE | INV0070761 | 08/11/2022 | AFLAC-STD | 024-21330 | 52.66 |
| AFLAC INSURANCE | INV0070762 | 08/11/2022 | AFLAC-Accident | 024-21330 | 135.68 |
| AFLAC INSURANCE | INV0070763 | 08/11/2022 | AFLAC-Accident | 024-21330 | 30.41 |
| AFLAC INSURANCE | INV0070764 | 08/11/2022 | AFLAC-Cancer | 024-21330 | 36.26 |
| AFLAC INSURANCE | INV0070765 | 08/11/2022 | AFLAC-Hospital | 024-21330 | 25.56 |
| AFLAC INSURANCE | INV0070766 | 08/11/2022 | AFLAC-LIFE | 024-21330 | 45.00 |
| ARGUS DENTAL & VISION | INV0070767 | 08/11/2022 | Argus (Afla)c Dental | 024-21330 | 26.16 |
| MASA Medical Transport Solu | INV0070772 | 08/11/2022 | MASA Medical Transportation | 024-21360 | 49.00 |
| NEW YORK LIFE INSURANCE | INV0070773 | 08/11/2022 | NEW YORK LIFE | 024-21300 | 22.19 |
| TAC HEALTH BENEFITS POOL (| INV0070776 | 08/11/2022 | TAC VOYA LIFE INSURANCES | 024-21310 | 57.19 |
| TAC HEALTH BENEFITS POOL (| INV0070777 | 08/11/2022 | TAC DNVC Vision Dependents | 024-21310 | 5.60 |
| TAC HEALTH BENEFITS POOL (| INV0070778 | 08/11/2022 | TAC - DNVC Vision Employee | 024-21310 | 24.80 |
| TAC HEALTH BENEFITS POOL (| INV0070779 | 08/11/2022 | TAC - HEBP Insurance | 024-21310 | 3,173.68 |
| TAC HEALTH BENEFITS POOL (| INV0070780 | 08/11/2022 | TAC HEBP Pre Tax Insurance | 024-21310 | 125.93 |
| TEXAS COUNTY & DISTRICT RE | INV0070782 | 08/11/2022 | Tyler County, TX Retirement | 024-21320 | 2,195.11 |
| TYLER COUNTY PAYROLL | INV0070784 | 08/11/2022 | FICA | 024-21300 | 1,731.86 |
| TYLER COUNTY PAYROLL | INV0070785 | 08/11/2022 | Federal Withholding | 024-21300 | 741.38 |
| TYLER COUNTY PAYROLL | INV0070786 | 08/11/2022 | Medicare | 024-21300 | 405.04 |
| TEXAS ASSOCIATION OF COU | INV0070787 | 08/11/2022 | Unemployment | 024-21340 | 36.96 |
| ENTERGY | 10016668218 | 08/12/2022 | 133941435/ PCT 4 | 024-000-42510 | 254.47 |
| TMS INTERNATIONAL, LLC. | 10268349 | 08/12/2022 | CO4558/ PCT 4 | 024-000-42160 | 1,038.78 |
| WASTEQUIP, LLC | 20INV000181022 | 08/12/2022 | C1020309/PCT 4 | 024-000-42425 | 859.02 |
| JACK ALEXANDER, LTD. | 27025 | 08/12/2022 | TYLCO4/ PCT 4 | 024-000-42160 | 419.05 |
| JACK ALEXANDER, LTD. | 27033 | 08/12/2022 | TYLCO4/ PCT 4 | 024-000-42160 | 3,974.68 |
| MOTT WHOLESALE, INC. | 685887 | 08/12/2022 | INV#685887/PCT 4 | 024-000-42425 | 845.95 |
| MODICA BROS. | 7/22- PCT 4 | 08/12/2022 | JULY 22 / PCT 4 | 024-000-42425 | 49.95 |
| TEJAS EQUIPMENT, INC. | 7/31/22-00041 | 08/12/2022 | 00041/PCT 4 | 024-000-42425 | 158.64 |
| GARDNER OIL, INC. | 7/31/22-1641 | 08/12/2022 | 1641/ PCT 4 | 024-000-42400 | 15,369.28 |
| U PUMP IT - GARDNER OIL | 7/31/22-1916 | 08/12/2022 | 1916/ PCT 4 | 024-000-42400 | 485.05 |
| POWERPLAN/DOGGETT MAC | J19633 | 08/12/2022 | 0020000654/ PCT 4 | 024-000-42425 | 128.21 |
| POWERPLAN/DOGGETT MAC | J72123/PCT 4 | 08/12/2022 | 0000283762/ PCT 4 | 024-000-42429 | 1,407.84 |
| POWERPLAN/DOGGETT MAC | J72125/PCT 4 | 08/12/2022 | 00002837623 | 024-000-42429 | 100.00 |
| MODICA BROS. | JULY2022/ PCT 4 | 08/12/2022 | JULY 2022/ PCT 4 | 024-000-42425 | 49.95 |
| HUDSON, CHARLES | 08/09/22BH | 08/16/2022 | AFLAC PREMIUM REFUND/CO | 024-000-40120 | 1,043.61 |
| JACK ALEXANDER, LTD. | 27041 | 08/19/2022 | TYLCO4/ PCT 4 | 024-000-42160 | 869.64 |
| ENTERGY | 485004015856 | 08/19/2022 | 16575186/ PCT 4 | 024-000-42510 | 291.40 |
| HUDSON, CHARLES | 8/24-26/22 CH | 08/19/2022 | MILEAGE & PER DIEM / LEGIS | 024-000-42659 | 485.00 |
| TEXAS ASSOCIATION OF COU | NRCN-34736-WC3 | 08/22/2022 | INV#NRCN-34736-WC3 | 024-000-40130 | 1,458.00 |
| TYLER COUNTY PAYROLL | INV0071031 | 08/24/2022 | PAYROLL TRANSFER | 024-29999 | 11,257.31 |
| AFLAC INSURANCE | INV0070992 | 08/25/2022 | AFLAC-SPEVNT | 024-21330 | 29.39 |
| AFLAC INSURANCE | INV0070993 | 08/25/2022 | AFLAC-STD | 024-21330 | 52.64 |
| AFLAC INSURANCE | INV0070994 | 08/25/2022 | AFLAC-Accident | 024-21330 | 135.65 |
| AFLAC INSURANCE | INV0070995 | 08/25/2022 | AFLAC-Accident | 024-21330 | 30.41 |
| AFLAC INSURANCE | INV0070996 | 08/25/2022 | AFLAC-Cancer | 024-21330 | 36.25 |
| AFLAC INSURANCE | INV0070997 | 08/25/2022 | AFLAC-Hospital | 024-21330 | 25.56 |
| AFLAC INSURANCE | INV0070998 | 08/25/2022 | AFLAC-LIFE | 024-21330 | 45.00 |
| ARGUS DENTAL & VISION | INV0070999 | 08/25/2022 | Argus (Afla)c Dental | 024-21330 | 26.16 |
| MASA Medical Transport Solu | INV0071004 | 08/25/2022 | MASA Medical Transportation | 024-21360 | 49.00 |
| NEW YORK LIFE INSURANCE | INV0071005 | 08/25/2022 | NEW YORK LIFE | 024-21300 | 22.19 |
| TAC HEALTH BENEFITS POOL (| INV0071008 | 08/25/2022 | TAC VOYA LIFE INSURANCES | 024-21310 | 57.17 |
| TAC HEALTH BENEFITS POOL (| INV0071009 | 08/25/2022 | TAC DNVC Vision Dependents | 024-21310 | 5.60 |
| TAC HEALTH BENEFITS POOL (| INV0071010 | 08/25/2022 | TAC - DNVC Vision Employee | 024-21310 | 24.80 |
| TAC HEALTH BENEFITS POOL (| INV0071011 | 08/25/2022 | TAC - HEBP Insurance | 024-21310 | 3,173.68 |
| TAC HEALTH BENEFITS POOL (| INV0071012 | 08/25/2022 | TAC HEBP Pre Tax Insurance | 024-21310 | 125.93 |
| TEXAS COUNTY & DISTRICT RE | INV0071015 | 08/25/2022 | Tyler County, TX Retirement | 024-21320 | 2,254.42 |
| TYLER COUNTY PAYROLL | INV0071017 | 08/25/2022 | FICA | 024-21300 | 1,779.28 |
| TYLER COUNTY PAYROLL | INV0071018 | 08/25/2022 | Federal Withholding | 024-21300 | 765.78 |
| TYLER COUNTY PAYROLL | INV0071019 | 08/25/2022 | Medicare | 024-21300 | 416.10 |
| TEXAS ASSOCIATION OF COU | INV0071020 | 08/25/2022 | Unemployment | 024-21340 | 38.14 |

Expense Approval Report

Payable Dates: 8/1/2022 - 8/31/2022 Post Dates: 8/1/2022 - 8/31/2022 Payment Dates: 8/1/2022 - 8/31/2022

| Vendor Name | Payable Number | Post Date | Description (Item) | Account Number | Amount |
|---|----------------------|------------|----------------------|----------------|------------------|
| JACK ALEXANDER, LTD. | 27033-A | 08/26/2022 | TYLCO4/ PCT 4 | 024-000-42160 | 0.18 |
| JACK ALEXANDER, LTD. | 27054 | 08/26/2022 | TYLCO4/PCT4 | 024-000-42160 | 2,396.66 |
| CARD SERVICE CENTER/MAST | 7/11/22-8/10/22-0321 | 08/29/2022 | 0321/CO. CREDIT CARD | 024-000-42425 | 859.02 |
| CARD SERVICE CENTER/MAST | 7/11/22-8/10/22-0321 | 08/29/2022 | 0321/CO. CREDIT CARD | 024-000-42425 | 54.45 |
| CARD SERVICE CENTER/MAST | 7/11/22-8/10/22-0321 | 08/29/2022 | 0321/CO. CREDIT CARD | 024-000-42659 | 230.00 |
| CARD SERVICE CENTER/MAST | 7/11/22-8/10/22-0321 | 08/29/2022 | 0321/CO. CREDIT CARD | 024-000-42998 | 54.42 |
| Fund 024 - ROAD & BRIDGE IV Total: | | | | | 74,940.40 |

Fund: 025 - TYLER CO AIRPORT

| | | | | | |
|---|---------------|------------|-----------------------------|---------------|-----------------|
| SAM HOUSTON ELECTRIC CO | 7/22-2782325 | 08/03/2022 | 2782325/AIRPORT | 025-000-42510 | 52.04 |
| CITY OF WOODVILLE | 7/22-00002090 | 08/05/2022 | 00002090/AIRPORT | 025-000-42510 | 26.58 |
| SAM HOUSTON ELECTRIC CO | 7/22-2708881 | 08/05/2022 | 2708881/AIRPORT | 025-000-42510 | 20.50 |
| SAM HOUSTON ELECTRIC CO | 7/22-342683 | 08/05/2022 | 342683/AIRPORT | 025-000-42510 | 119.15 |
| SAM HOUSTON ELECTRIC CO | 7/22-35055 | 08/05/2022 | 35055/ AIRPORT | 025-000-42510 | 179.74 |
| TYLER COUNTY PAYROLL | INV0070791 | 08/10/2022 | PAYROLL TRANSFER | 025-29999 | 584.40 |
| TEXAS COUNTY & DISTRICT RE | INV0070782 | 08/11/2022 | Tyler County, TX Retirement | 025-21320 | 116.40 |
| TYLER COUNTY PAYROLL | INV0070784 | 08/11/2022 | FICA | 025-21300 | 93.00 |
| TYLER COUNTY PAYROLL | INV0070785 | 08/11/2022 | Federal Withholding | 025-21300 | 55.72 |
| TYLER COUNTY PAYROLL | INV0070786 | 08/11/2022 | Medicare | 025-21300 | 21.76 |
| TEXAS ASSOCIATION OF COU | INV0070787 | 08/11/2022 | Unemployment | 025-21340 | 2.33 |
| U PUMP IT - GARDNER OIL | 7/31/22-1915 | 08/12/2022 | 1915/PCT 3 | 025-000-42510 | 66.14 |
| TYLER COUNTY PAYROLL | INV0071031 | 08/24/2022 | PAYROLL TRANSFER | 025-29999 | 762.46 |
| TEXAS COUNTY & DISTRICT RE | INV0071015 | 08/25/2022 | Tyler County, TX Retirement | 025-21320 | 153.65 |
| TYLER COUNTY PAYROLL | INV0071017 | 08/25/2022 | FICA | 025-21300 | 122.76 |
| TYLER COUNTY PAYROLL | INV0071018 | 08/25/2022 | Federal Withholding | 025-21300 | 82.50 |
| TYLER COUNTY PAYROLL | INV0071019 | 08/25/2022 | Medicare | 025-21300 | 28.72 |
| TEXAS ASSOCIATION OF COU | INV0071020 | 08/25/2022 | Unemployment | 025-21340 | 3.07 |
| Fund 025 - TYLER CO AIRPORT Total: | | | | | 2,490.92 |

Fund: 026 - TYLER CO. RODEO ARENA/FAIRGRND

| | | | | | |
|---|---------------|------------|-----------------------------|---------------|-----------------|
| CITY OF WOODVILLE | 7/22-00002496 | 08/05/2022 | 00002496/ RODEO ARENA | 026-000-42510 | 5.45 |
| SAM HOUSTON ELECTRIC CO | 7/22-1313576 | 08/05/2022 | 1313576/ RODEO ARENA | 026-000-42510 | 30.70 |
| SAM HOUSTON ELECTRIC CO | 7/22-140061 | 08/05/2022 | 140061/ RODEO ARENA | 026-000-42510 | 18.22 |
| SAM HOUSTON ELECTRIC CO | 7/22-1807510 | 08/05/2022 | 1807510/ RODEO ARENA | 026-000-42510 | 20.50 |
| SAM HOUSTON ELECTRIC CO | 7/22-55988 | 08/05/2022 | 55988/ RODEO ARENA | 026-000-42510 | 93.65 |
| TYLER COUNTY PAYROLL | INV0070791 | 08/10/2022 | PAYROLL TRANSFER | 026-29999 | 708.15 |
| TEXAS COUNTY & DISTRICT RE | INV0070782 | 08/11/2022 | Tyler County, TX Retirement | 026-21320 | 63.00 |
| TYLER COUNTY PAYROLL | INV0070784 | 08/11/2022 | FICA | 026-21300 | 111.60 |
| TYLER COUNTY PAYROLL | INV0070785 | 08/11/2022 | Federal Withholding | 026-21300 | 60.00 |
| TYLER COUNTY PAYROLL | INV0070786 | 08/11/2022 | Medicare | 026-21300 | 26.10 |
| TEXAS ASSOCIATION OF COU | INV0070787 | 08/11/2022 | Unemployment | 026-21340 | 2.79 |
| TYLER COUNTY PAYROLL | INV0071031 | 08/24/2022 | PAYROLL TRANSFER | 026-29999 | 400.89 |
| TEXAS COUNTY & DISTRICT RE | INV0071015 | 08/25/2022 | Tyler County, TX Retirement | 026-21320 | 37.80 |
| TYLER COUNTY PAYROLL | INV0071017 | 08/25/2022 | FICA | 026-21300 | 66.96 |
| TYLER COUNTY PAYROLL | INV0071018 | 08/25/2022 | Federal Withholding | 026-21300 | 60.00 |
| TYLER COUNTY PAYROLL | INV0071019 | 08/25/2022 | Medicare | 026-21300 | 15.66 |
| TEXAS ASSOCIATION OF COU | INV0071020 | 08/25/2022 | Unemployment | 026-21340 | 1.67 |
| Fund 026 - TYLER CO. RODEO ARENA/FAIRGRND Total: | | | | | 1,723.14 |

Fund: 031 - COUNTY CLERK RMP

| | | | | | |
|----------------------------|------------|------------|-----------------------------|-----------|----------|
| TYLER COUNTY PAYROLL | INV0070791 | 08/10/2022 | PAYROLL TRANSFER | 031-29999 | 942.02 |
| TEXAS COUNTY & DISTRICT RE | INV0070782 | 08/11/2022 | Tyler County, TX Retirement | 031-21320 | 168.55 |
| TYLER COUNTY PAYROLL | INV0070784 | 08/11/2022 | FICA | 031-21300 | 137.52 |
| TYLER COUNTY PAYROLL | INV0070785 | 08/11/2022 | Federal Withholding | 031-21300 | 6.20 |
| TYLER COUNTY PAYROLL | INV0070786 | 08/11/2022 | Medicare | 031-21300 | 32.16 |
| TEXAS ASSOCIATION OF COU | INV0070787 | 08/11/2022 | Unemployment | 031-21340 | 3.44 |
| TYLER COUNTY PAYROLL | INV0071031 | 08/24/2022 | PAYROLL TRANSFER | 031-29999 | 1,251.34 |
| TEXAS COUNTY & DISTRICT RE | INV0071015 | 08/25/2022 | Tyler County, TX Retirement | 031-21320 | 231.87 |
| TYLER COUNTY PAYROLL | INV0071017 | 08/25/2022 | FICA | 031-21300 | 188.12 |
| TYLER COUNTY PAYROLL | INV0071018 | 08/25/2022 | Federal Withholding | 031-21300 | 45.10 |
| TYLER COUNTY PAYROLL | INV0071019 | 08/25/2022 | Medicare | 031-21300 | 44.00 |
| TEXAS ASSOCIATION OF COU | INV0071020 | 08/25/2022 | Unemployment | 031-21340 | 4.70 |

Expense Approval Report

Payable Dates: 8/1/2022 - 8/31/2022 Post Dates: 8/1/2022 - 8/31/2022 Payment Dates: 8/1/2022 - 8/31/2022

| Vendor Name | Payable Number | Post Date | Description (Item) | Account Number | Amount |
|---|----------------|------------|-----------------------------|----------------|------------------|
| KOFILE PRESERVATION | INV-KT-005129 | 08/26/2022 | INV #INV-KT-005129 | 031-000-42694 | 293.00 |
| Fund 031 - COUNTY CLERK RMP Total: | | | | | 3,348.02 |
| Fund: 035 - AMERICAN RESCUE PLAN ACT FUNDING | | | | | |
| TYLER COUNTY HOSPITAL | 8/9/22-TCH | 08/09/2022 | ARPA SUPPORT FOR TYLER CO | 035-000-42138 | 87,280.78 |
| Fund 035 - AMERICAN RESCUE PLAN ACT FUNDING Total: | | | | | 87,280.78 |
| Fund: 036 - LIBRARY FUND | | | | | |
| JAMES PUBLISHING AND ATT | 188390 | 08/12/2022 | INV#188390/ CDA | 036-000-48007 | 194.00 |
| TDCAA | 57943 | 08/12/2022 | INV#57943/ CDA | 036-000-48007 | 114.00 |
| AMERA-CHEM, INC. | 58366 | 08/12/2022 | INV#58366/ CDA | 036-000-48007 | 109.45 |
| THOMSON REUTERS - WEST P | 846772098 | 08/12/2022 | 1000705398/CDA | 036-000-48007 | 659.85 |
| THOMSON REUTERS - WEST P | 846896401 | 08/12/2022 | 1000705398/CDA | 036-000-48007 | 1,036.62 |
| THOMSON REUTERS - WEST P | 846899864 | 08/12/2022 | 1000705398/ CDA | 036-000-48007 | 618.99 |
| THOMSON REUTERS - WEST P | 846854805 | 08/19/2022 | 1000413654/COCLK | 036-000-48007 | 201.00 |
| Fund 036 - LIBRARY FUND Total: | | | | | 2,933.91 |
| Fund: 039 - TXCDBG SMALL BUSINESS LOAN PRJ | | | | | |
| TEXAS DEPT. OF AGRICULTUR | INV0071053 | 08/25/2022 | LOAN PAYMENT CONTRACT # | 039-000-44300 | 557.50 |
| Fund 039 - TXCDBG SMALL BUSINESS LOAN PRJ Total: | | | | | 557.50 |
| Fund: 044 - COURTHOUSE SECURITY | | | | | |
| TYLER COUNTY PAYROLL | INV0070791 | 08/10/2022 | PAYROLL TRANSFER | 044-29999 | 1,891.13 |
| NEW YORK LIFE INSURANCE | INV0070773 | 08/11/2022 | NEW YORK LIFE | 044-21300 | 73.31 |
| TAC HEALTH BENEFITS POOL (| INV0070777 | 08/11/2022 | TAC DNVC Vision Dependents | 044-21310 | 2.73 |
| TAC HEALTH BENEFITS POOL (| INV0070778 | 08/11/2022 | TAC - DNVC Vision Employee | 044-21310 | 3.03 |
| TAC HEALTH BENEFITS POOL (| INV0070779 | 08/11/2022 | TAC - HEBP Insurance | 044-21310 | 387.60 |
| TAC HEALTH BENEFITS POOL (| INV0070780 | 08/11/2022 | TAC HEBP Pre Tax Insurance | 044-21310 | 349.64 |
| TEXAS COUNTY & DISTRICT RE | INV0070782 | 08/11/2022 | Tyler County, TX Retirement | 044-21320 | 519.85 |
| TYLER COUNTY PAYROLL | INV0070784 | 08/11/2022 | FICA | 044-21300 | 380.18 |
| TYLER COUNTY PAYROLL | INV0070785 | 08/11/2022 | Federal Withholding | 044-21300 | 241.83 |
| TYLER COUNTY PAYROLL | INV0070786 | 08/11/2022 | Medicare | 044-21300 | 88.92 |
| TEXAS ASSOCIATION OF COU | INV0070787 | 08/11/2022 | Unemployment | 044-21340 | 7.02 |
| TYLER COUNTY PAYROLL | INV0071031 | 08/24/2022 | PAYROLL TRANSFER | 044-29999 | 1,818.94 |
| NEW YORK LIFE INSURANCE | INV0071005 | 08/25/2022 | NEW YORK LIFE | 044-21300 | 73.31 |
| TAC HEALTH BENEFITS POOL (| INV0071009 | 08/25/2022 | TAC DNVC Vision Dependents | 044-21310 | 2.73 |
| TAC HEALTH BENEFITS POOL (| INV0071010 | 08/25/2022 | TAC - DNVC Vision Employee | 044-21310 | 3.03 |
| TAC HEALTH BENEFITS POOL (| INV0071011 | 08/25/2022 | TAC - HEBP Insurance | 044-21310 | 387.60 |
| TAC HEALTH BENEFITS POOL (| INV0071012 | 08/25/2022 | TAC HEBP Pre Tax Insurance | 044-21310 | 349.64 |
| TEXAS COUNTY & DISTRICT RE | INV0071015 | 08/25/2022 | Tyler County, TX Retirement | 044-21320 | 504.74 |
| TYLER COUNTY PAYROLL | INV0071017 | 08/25/2022 | FICA | 044-21300 | 368.10 |
| TYLER COUNTY PAYROLL | INV0071018 | 08/25/2022 | Federal Withholding | 044-21300 | 230.97 |
| TYLER COUNTY PAYROLL | INV0071019 | 08/25/2022 | Medicare | 044-21300 | 86.10 |
| TEXAS ASSOCIATION OF COU | INV0071020 | 08/25/2022 | Unemployment | 044-21340 | 8.17 |
| Fund 044 - COURTHOUSE SECURITY Total: | | | | | 7,778.57 |
| Fund: 049 - C D A TRUST | | | | | |
| HANSON, BOBBIE | 7/18/22BH | 08/05/2022 | RESTITUTION # 13872 | 049-000-42908 | 582.00 |
| Fund 049 - C D A TRUST Total: | | | | | 582.00 |
| Fund: 053 - ADULT PROBATION | | | | | |
| CARD SERVICE CENTER/MAST | INV0070576 | 08/01/2022 | JUNE 10,22-JULY 10,22 | 053-000-42664 | 9.45 |
| CARD SERVICE CENTER/MAST | INV0070576 | 08/01/2022 | JUNE 10,22-JULY 10,22 | 053-000-42664 | 122.92 |
| CARD SERVICE CENTER/MAST | INV0070576 | 08/01/2022 | JUNE 10,22-JULY 10,22 | 053-000-42664 | 30.00 |
| CARD SERVICE CENTER/MAST | INV0070576 | 08/01/2022 | JUNE 10,22-JULY 10,22 | 053-461-42664 | 7.00 |
| EAST TEXAS CSCD | #1 | 08/05/2022 | INV#1 / CSCD | 053-000-42602 | 2,000.00 |
| CORRECTIONS SOFTWARE SO | 52189 | 08/05/2022 | INV#52189/CSCD | 053-000-42602 | 995.00 |
| GLAWSON, JAMIE | 7/27/22JG | 08/05/2022 | HOTEL & GAS SREIMB / CSCD | 053-000-42664 | 384.70 |
| TYLER COUNTY PAYROLL | INV0070791 | 08/10/2022 | PAYROLL TRANSFER | 053-29999 | 5,179.64 |
| AFLAC INSURANCE | INV0070760 | 08/11/2022 | AFLAC-SPEVNT | 053-21330 | 43.94 |
| AFLAC INSURANCE | INV0070762 | 08/11/2022 | AFLAC-Accident | 053-21330 | 27.76 |
| AFLAC INSURANCE | INV0070763 | 08/11/2022 | AFLAC-Accident | 053-21330 | 2.99 |
| AFLAC INSURANCE | INV0070764 | 08/11/2022 | AFLAC-Cancer | 053-21330 | 36.91 |
| AFLAC INSURANCE | INV0070765 | 08/11/2022 | AFLAC-Hospital | 053-21330 | 27.30 |

Expense Approval Report

Payable Dates: 8/1/2022 - 8/31/2022 Post Dates: 8/1/2022 - 8/31/2022 Payment Dates: 8/1/2022 - 8/31/2022

| Vendor Name | Payable Number | Post Date | Description (Item) | Account Number | Amount |
|--|----------------------|------------|-----------------------------|----------------|------------------|
| MASA Medical Transport Solu | INV0070772 | 08/11/2022 | MASA Medical Transportation | 053-21360 | 7.00 |
| TYLER CO. COMMUNITY SUPV | INV0070775 | 08/11/2022 | State Health Insurance | 053-21300 | 347.19 |
| TEXAS COUNTY & DISTRICT RE | INV0070782 | 08/11/2022 | Tyler County, TX Retirement | 053-21320 | 1,102.99 |
| TYLER COUNTY PAYROLL | INV0070784 | 08/11/2022 | FICA | 053-21300 | 821.34 |
| TYLER COUNTY PAYROLL | INV0070785 | 08/11/2022 | Federal Withholding | 053-21300 | 429.88 |
| TYLER COUNTY PAYROLL | INV0070786 | 08/11/2022 | Medicare | 053-21300 | 192.08 |
| TEXAS ASSOCIATION OF COU | INV0070787 | 08/11/2022 | Unemployment | 053-21340 | 22.03 |
| VERIZON WIRELESS | 9912362023 | 08/12/2022 | 0374-00001/CSCD | 053-000-42510 | 85.50 |
| VERIZON WIRELESS | 9912362023 | 08/12/2022 | 0374-00001/CSCD | 053-461-42510 | 40.25 |
| VERIZON WIRELESS | 9912362023 | 08/12/2022 | 0374-00001/CSCD | 053-462-42510 | 40.25 |
| TEXAS DOCUMENT SOLUTION | INV823048 | 08/12/2022 | LK1670/12835-01 | 053-000-42104 | 26.17 |
| TIPTON, JEREMY | 284 | 08/19/2022 | INV.#284/CSCD | 053-000-42602 | 150.00 |
| OWENS,CATINA | 8/7/22-8/11/22CO | 08/19/2022 | PER DIEM/CRIMES AGANIST C | 053-461-42664 | 310.50 |
| TYLER COUNTY PAYROLL | INV0071031 | 08/24/2022 | PAYROLL TRANSFER | 053-29999 | 3,830.23 |
| AFLAC INSURANCE | INV0070992 | 08/25/2022 | AFLAC-SPEVNT | 053-21330 | 43.94 |
| AFLAC INSURANCE | INV0070994 | 08/25/2022 | AFLAC-Accident | 053-21330 | 27.75 |
| AFLAC INSURANCE | INV0070995 | 08/25/2022 | AFLAC-Accident | 053-21330 | 2.99 |
| AFLAC INSURANCE | INV0070996 | 08/25/2022 | AFLAC-Cancer | 053-21330 | 36.89 |
| MASA Medical Transport Solu | INV0071004 | 08/25/2022 | MASA Medical Transportation | 053-21360 | 7.00 |
| TYLER CO. COMMUNITY SUPV | INV0071007 | 08/25/2022 | State Health Insurance | 053-21300 | 316.77 |
| TEXAS COUNTY & DISTRICT RE | INV0071015 | 08/25/2022 | Tyler County, TX Retirement | 053-21320 | 829.31 |
| TYLER COUNTY PAYROLL | INV0071017 | 08/25/2022 | FICA | 053-21300 | 609.84 |
| TYLER COUNTY PAYROLL | INV0071018 | 08/25/2022 | Federal Withholding | 053-21300 | 327.54 |
| TYLER COUNTY PAYROLL | INV0071019 | 08/25/2022 | Medicare | 053-21300 | 142.62 |
| TEXAS ASSOCIATION OF COU | INV0071020 | 08/25/2022 | Unemployment | 053-21340 | 16.56 |
| CARD SERVICE CENTER/MAST | 7/11/22-8/10/22-0321 | 08/29/2022 | 0321/CO. CREDIT CARD | 053-000-42664 | 7.00 |
| CARD SERVICE CENTER/MAST | 7/11/22-8/10/22-0321 | 08/29/2022 | 0321/CO. CREDIT CARD | 053-000-42664 | 38.50 |
| CARD SERVICE CENTER/MAST | 7/11/22-8/10/22-0321 | 08/29/2022 | 0321/CO. CREDIT CARD | 053-461-42664 | 9.45 |
| CARD SERVICE CENTER/MAST | 7/11/22-8/10/22-0321 | 08/29/2022 | 0321/CO. CREDIT CARD | 053-461-42664 | 51.50 |
| CARD SERVICE CENTER/MAST | 7/11/22-8/10/22-0321 | 08/29/2022 | 0321/CO. CREDIT CARD | 053-461-42664 | 716.40 |
| Fund 053 - ADULT PROBATION Total: | | | | | 19,457.08 |
| Fund: 054 - JUVENILE PROBATION | | | | | |
| TAC HEALTH BENEFITS POOL (| CM0008160 | 08/04/2022 | ADJUSTMENT/O'NEAL, MATT | 054-455-40120 | -1,906.18 |
| TAC HEALTH BENEFITS POOL (| INV0070635 | 08/04/2022 | LIFE INSURANCE AUGUST 202 | 054-455-40120 | 66.60 |
| TAC HEALTH BENEFITS POOL (| INV0070641 | 08/04/2022 | RETIREE/SHEFFIELD, TONYA | 054-455-40120 | 634.74 |
| HUGHES CENTER | 0000579 | 08/05/2022 | INV#0000579/ JUPRO | 054-455-42112 | 1,100.00 |
| TYLER COUNTY PAYROLL | INV0070791 | 08/10/2022 | PAYROLL TRANSFER | 054-29999 | 4,762.77 |
| AFLAC INSURANCE | INV0070761 | 08/11/2022 | AFLAC-STD | 054-21330 | 9.80 |
| AFLAC INSURANCE | INV0070762 | 08/11/2022 | AFLAC-Accident | 054-21330 | 28.34 |
| AFLAC INSURANCE | INV0070763 | 08/11/2022 | AFLAC-Accident | 054-21330 | 2.15 |
| AFLAC INSURANCE | INV0070764 | 08/11/2022 | AFLAC-Cancer | 054-21330 | 32.90 |
| AFLAC INSURANCE | INV0070765 | 08/11/2022 | AFLAC-Hospital | 054-21330 | 44.15 |
| ARGUS DENTAL & VISION | INV0070767 | 08/11/2022 | Argus (Afla)c Dental | 054-21330 | 18.14 |
| ARGUS DENTAL & VISION | INV0070768 | 08/11/2022 | ARGUS (AFLAC) DENTAL -LON | 054-21330 | 28.08 |
| ARGUS DENTAL & VISION | INV0070769 | 08/11/2022 | ARGUS DENTAL | 054-21330 | 51.13 |
| MASA Medical Transport Solu | INV0070772 | 08/11/2022 | MASA Medical Transportation | 054-21360 | 14.00 |
| TAC HEALTH BENEFITS POOL (| INV0070776 | 08/11/2022 | TAC VOYA LIFE INSURANCES | 054-21310 | 28.19 |
| TAC HEALTH BENEFITS POOL (| INV0070777 | 08/11/2022 | TAC DNVC Vision Dependents | 054-21310 | 8.84 |
| TAC HEALTH BENEFITS POOL (| INV0070778 | 08/11/2022 | TAC - DNVC Vision Employee | 054-21310 | 9.30 |
| TAC HEALTH BENEFITS POOL (| INV0070779 | 08/11/2022 | TAC - HEBP Insurance | 054-21310 | 1,190.13 |
| TAC HEALTH BENEFITS POOL (| INV0070780 | 08/11/2022 | TAC HEBP Pre Tax Insurance | 054-21310 | 547.24 |
| TEXAS COUNTY & DISTRICT RE | INV0070782 | 08/11/2022 | Tyler County, TX Retirement | 054-21320 | 1,072.81 |
| TYLER COUNTY PAYROLL | INV0070784 | 08/11/2022 | FICA | 054-21300 | 777.98 |
| TYLER COUNTY PAYROLL | INV0070785 | 08/11/2022 | Federal Withholding | 054-21300 | 465.18 |
| TYLER COUNTY PAYROLL | INV0070786 | 08/11/2022 | Medicare | 054-21300 | 181.96 |
| TEXAS ASSOCIATION OF COU | INV0070787 | 08/11/2022 | Unemployment | 054-21340 | 21.71 |
| JJAT/JUVENILE JUSTICE ASSOC | 10/9-12/22 TA | 08/19/2022 | REGIS / ALLEN ,TERRY | 054-451-42659 | 175.00 |
| ALLEN, TERRY | 31253 | 08/19/2022 | PER DIEM & HOTEL / JJAT CO | 054-451-42659 | 562.46 |
| TEXAS ASSOCIATION OF COU | NRCN-34736-WC3 | 08/22/2022 | INV#NRCN-34736-WC3 | 054-451-40130 | 199.50 |
| TYLER COUNTY PAYROLL | INV0071031 | 08/24/2022 | PAYROLL TRANSFER | 054-29999 | 5,564.84 |

Expense Approval Report

Payable Dates: 8/1/2022 - 8/31/2022 Post Dates: 8/1/2022 - 8/31/2022 Payment Dates: 8/1/2022 - 8/31/2022

| Vendor Name | Payable Number | Post Date | Description (Item) | Account Number | Amount |
|--|-------------------|------------|-----------------------------|----------------|------------------|
| AFLAC INSURANCE | INV0070993 | 08/25/2022 | AFLAC-STD | 054-21330 | 9.80 |
| AFLAC INSURANCE | INV0070994 | 08/25/2022 | AFLAC-Accident | 054-21330 | 28.34 |
| AFLAC INSURANCE | INV0070995 | 08/25/2022 | AFLAC-Accident | 054-21330 | 2.14 |
| AFLAC INSURANCE | INV0070996 | 08/25/2022 | AFLAC-Cancer | 054-21330 | 32.90 |
| AFLAC INSURANCE | INV0070997 | 08/25/2022 | AFLAC-Hospital | 054-21330 | 44.15 |
| ARGUS DENTAL & VISION | INV0070999 | 08/25/2022 | Argus (Aflac) Dental | 054-21330 | 18.14 |
| ARGUS DENTAL & VISION | INV0071000 | 08/25/2022 | ARGUS (AFLAC) DENTAL -LON | 054-21330 | 28.08 |
| ARGUS DENTAL & VISION | INV0071001 | 08/25/2022 | ARGUS DENTAL | 054-21330 | 51.13 |
| MASA Medical Transport Solu | INV0071004 | 08/25/2022 | MASA Medical Transportation | 054-21360 | 14.00 |
| TAC HEALTH BENEFITS POOL (| INV0071008 | 08/25/2022 | TAC VOYA LIFE INSURANCES | 054-21310 | 28.19 |
| TAC HEALTH BENEFITS POOL (| INV0071009 | 08/25/2022 | TAC DNVC Vision Dependents | 054-21310 | 8.84 |
| TAC HEALTH BENEFITS POOL (| INV0071010 | 08/25/2022 | TAC - DNVC Vision Employee | 054-21310 | 9.30 |
| TAC HEALTH BENEFITS POOL (| INV0071011 | 08/25/2022 | TAC - HEBP Insurance | 054-21310 | 1,190.13 |
| TAC HEALTH BENEFITS POOL (| INV0071012 | 08/25/2022 | TAC HEBP Pre Tax Insurance | 054-21310 | 547.24 |
| TEXAS COUNTY & DISTRICT RE | INV0071015 | 08/25/2022 | Tyler County, TX Retirement | 054-21320 | 1,243.53 |
| TYLER COUNTY PAYROLL | INV0071017 | 08/25/2022 | FICA | 054-21300 | 911.52 |
| TYLER COUNTY PAYROLL | INV0071018 | 08/25/2022 | Federal Withholding | 054-21300 | 580.66 |
| TYLER COUNTY PAYROLL | INV0071019 | 08/25/2022 | Medicare | 054-21300 | 213.18 |
| TEXAS ASSOCIATION OF COU | INV0071020 | 08/25/2022 | Unemployment | 054-21340 | 25.05 |
| OFFICE DEPOT | 26153929001 | 08/26/2022 | 62262633/JUPRO | 054-451-42100 | 198.23 |
| OFFICE DEPOT | 261539291001 | 08/26/2022 | 62262633/JUPRO | 054-451-42100 | 42.47 |
| OFFICE DEPOT | 261539296001 | 08/26/2022 | 62262633/JUPRO | 054-451-42100 | 54.49 |
| OFFICE DEPOT | 261539299001 | 08/26/2022 | 62262633/JUPRO | 054-451-42100 | 55.44 |
| WALLING SIGNS & GRAPHICS | 8/ 16,19,25 /2022 | 08/26/2022 | BUSINESS CARDS, DIVIDERS,E | 054-451-42100 | 231.70 |
| PASSIN THRU BOUTIQUE | 8/18/22-JUPRO | 08/26/2022 | WORK T SHIRTS FOR M ONEA | 054-451-42100 | 36.00 |
| TEXAS COUNTY & DISTRICT RE | INV0071132 | 08/31/2022 | Tyler County, TX Retirement | 054-21320 | 1,086.40 |
| TYLER COUNTY PAYROLL | INV0071133 | 08/31/2022 | FICA | 054-21300 | 868.00 |
| TYLER COUNTY PAYROLL | INV0071134 | 08/31/2022 | Federal Withholding | 054-21300 | 672.41 |
| TYLER COUNTY PAYROLL | INV0071135 | 08/31/2022 | Medicare | 054-21300 | 203.00 |
| TEXAS ASSOCIATION OF COU | INV0071136 | 08/31/2022 | Unemployment | 054-21340 | 21.70 |
| Fund 054 - JUVENILE PROBATION Total: | | | | | 24,147.92 |
| Fund: 073 - JUSTICE COURT TECHNOLOGY FUND | | | | | |
| VERIZON WIRELESS | 9911859151 | 08/12/2022 | 1963-00001/ JET PAKS | 073-000-42600 | 157.96 |
| Fund 073 - JUSTICE COURT TECHNOLOGY FUND Total: | | | | | 157.96 |
| Fund: 076 - EMERGENCY OPERATIONS CENTER | | | | | |
| CARD SERVICE CENTER/MAST | INV0070576 | 08/01/2022 | JUNE 10,22-JULY 10,22 | 076-000-42416 | 68.46 |
| CARD SERVICE CENTER/MAST | INV0070576 | 08/01/2022 | JUNE 10,22-JULY 10,22 | 076-000-42416 | 64.95 |
| CARD SERVICE CENTER/MAST | INV0070576 | 08/01/2022 | JUNE 10,22-JULY 10,22 | 076-000-42663 | 1,087.79 |
| TAC HEALTH BENEFITS POOL (| INV0070635 | 08/04/2022 | LIFE INSURANCE AUGUST 202 | 076-000-40120 | 36.60 |
| TYLER COUNTY PAYROLL | INV0070791 | 08/10/2022 | PAYROLL TRANSFER | 076-29999 | 1,614.99 |
| AFLAC INSURANCE | INV0070765 | 08/11/2022 | AFLAC-Hospital | 076-21330 | 17.13 |
| ARGUS DENTAL & VISION | INV0070767 | 08/11/2022 | Argus (Aflac) Dental | 076-21330 | 11.01 |
| ARGUS DENTAL & VISION | INV0070768 | 08/11/2022 | ARGUS (AFLAC) DENTAL -LON | 076-21330 | 9.11 |
| MASA Medical Transport Solu | INV0070772 | 08/11/2022 | MASA Medical Transportation | 076-21360 | 4.25 |
| TAC HEALTH BENEFITS POOL (| INV0070776 | 08/11/2022 | TAC VOYA LIFE INSURANCES | 076-21310 | 14.51 |
| TAC HEALTH BENEFITS POOL (| INV0070777 | 08/11/2022 | TAC DNVC Vision Dependents | 076-21310 | 1.70 |
| TAC HEALTH BENEFITS POOL (| INV0070778 | 08/11/2022 | TAC - DNVC Vision Employee | 076-21310 | 1.88 |
| TAC HEALTH BENEFITS POOL (| INV0070779 | 08/11/2022 | TAC - HEBP Insurance | 076-21310 | 240.86 |
| TEXAS COUNTY & DISTRICT RE | INV0070782 | 08/11/2022 | Tyler County, TX Retirement | 076-21320 | 337.87 |
| TYLER COUNTY PAYROLL | INV0070784 | 08/11/2022 | FICA | 076-21300 | 272.58 |
| TYLER COUNTY PAYROLL | INV0070785 | 08/11/2022 | Federal Withholding | 076-21300 | 234.85 |
| TYLER COUNTY PAYROLL | INV0070786 | 08/11/2022 | Medicare | 076-21300 | 63.74 |
| TEXAS ASSOCIATION OF COU | INV0070787 | 08/11/2022 | Unemployment | 076-21340 | 6.91 |
| QUILL CORPORATION | 26687212 | 08/12/2022 | 7309806/ EOC- AGRI LIFE | 076-000-42100 | 66.36 |
| QUILL CORPORATION | 26706164 | 08/12/2022 | 7309806/ EOC | 076-000-42102 | 10.99 |
| U PUMP IT - GARDNER OIL | 7/31/22-1911 | 08/12/2022 | 1911/ EOC | 076-000-42416 | 523.89 |
| TYLER COUNTY PAYROLL | INV0071031 | 08/24/2022 | PAYROLL TRANSFER | 076-29999 | 1,827.56 |
| AFLAC INSURANCE | INV0070997 | 08/25/2022 | AFLAC-Hospital | 076-21330 | 17.13 |
| ARGUS DENTAL & VISION | INV0070999 | 08/25/2022 | Argus (Aflac) Dental | 076-21330 | 11.01 |
| ARGUS DENTAL & VISION | INV0071000 | 08/25/2022 | ARGUS (AFLAC) DENTAL -LON | 076-21330 | 9.11 |

Expense Approval Report

Payable Dates: 8/1/2022 - 8/31/2022 Post Dates: 8/1/2022 - 8/31/2022 Payment Dates: 8/1/2022 - 8/31/2022

| Vendor Name | Payable Number | Post Date | Description (Item) | Account Number | Amount |
|--|----------------------|------------|-----------------------------|----------------|---------------------|
| MASA Medical Transport Solu | INV0071004 | 08/25/2022 | MASA Medical Transportation | 076-21360 | 4.25 |
| TAC HEALTH BENEFITS POOL (| INV0071008 | 08/25/2022 | TAC VOYA LIFE INSURANCES | 076-21310 | 14.50 |
| TAC HEALTH BENEFITS POOL (| INV0071009 | 08/25/2022 | TAC DNVC Vision Dependents | 076-21310 | 1.70 |
| TAC HEALTH BENEFITS POOL (| INV0071010 | 08/25/2022 | TAC - DNVC Vision Employee | 076-21310 | 1.88 |
| TAC HEALTH BENEFITS POOL (| INV0071011 | 08/25/2022 | TAC - HEBP Insurance | 076-21310 | 240.86 |
| TAC HEALTH BENEFITS POOL (| INV0071013 | 08/25/2022 | TAC-RETIREE HEALTH INSURA | 076-21310 | 158.68 |
| TEXAS COUNTY & DISTRICT RE | INV0071015 | 08/25/2022 | Tyler County, TX Retirement | 076-21320 | 408.53 |
| TYLER COUNTY PAYROLL | INV0071017 | 08/25/2022 | FICA | 076-21300 | 329.02 |
| TYLER COUNTY PAYROLL | INV0071018 | 08/25/2022 | Federal Withholding | 076-21300 | 252.17 |
| TYLER COUNTY PAYROLL | INV0071019 | 08/25/2022 | Medicare | 076-21300 | 76.94 |
| TEXAS ASSOCIATION OF COU | INV0071020 | 08/25/2022 | Unemployment | 076-21340 | 8.32 |
| DEPARTMENT OF INFORMATI | 22071448N | 08/26/2022 | 33133133133000/ CO PHONE | 076-000-42500 | 1.29 |
| CARD SERVICE CENTER/MAST | 7/11/22-8/10/22-0321 | 08/29/2022 | 0321/CO. CREDIT CARD | 076-000-42416 | 125.47 |
| CARD SERVICE CENTER/MAST | 7/11/22-8/10/22-0321 | 08/29/2022 | 0321/CO. CREDIT CARD | 076-000-43901 | 87.49 |
| Fund 076 - EMERGENCY OPERATIONS CENTER Total: | | | | | 8,266.34 |
| Fund: 089 - TYLER COUNTY NUTRITION CENTER | | | | | |
| CITY OF WOODVILLE | 7/22-07087601 | 08/05/2022 | 07087601/ NUTR CENTER | 089-000-42510 | 74.36 |
| ENTERGY | 10016668223 | 08/12/2022 | 133941435/ SHELTER W / SH | 089-000-42510 | 1,012.87 |
| ENTERGY | 10016668225 | 08/12/2022 | 133941435/ NUTR CTR | 089-000-42510 | 1,475.80 |
| ENTERGY | 10016668227 | 08/12/2022 | 133941435/ VENDORS | 089-000-42510 | 27.66 |
| BILL CLARK PEST CONTROL, IN | 910568 | 08/12/2022 | 119086/ NUTR CTR | 089-000-42410 | 88.00 |
| Fund 089 - TYLER COUNTY NUTRITION CENTER Total: | | | | | 2,678.69 |
| Fund: 093 - PAYROLL ACCOUNT | | | | | |
| UNITED STATES TREASURY-IRS | INV0070836 | 08/10/2022 | FEDERAL TAXES PPE 08.09.20 | 093-11000 | 45,328.80 |
| UNITED STATES TREASURY-IRS | INV0071035 | 08/24/2022 | AUGUST FEDERAL TAXES PPE | 093-11000 | 47,323.79 |
| Fund 093 - PAYROLL ACCOUNT Total: | | | | | 92,652.59 |
| Fund: 097 - CHILD SAFETY FUND | | | | | |
| TYLER COUNTY PAYROLL | INV0070791 | 08/10/2022 | PAYROLL TRANSFER | 097-29999 | 1,738.24 |
| TEXAS COUNTY & DISTRICT RE | INV0070782 | 08/11/2022 | Tyler County, TX Retirement | 097-21320 | 131.61 |
| TYLER COUNTY PAYROLL | INV0070784 | 08/11/2022 | FICA | 097-21300 | 250.24 |
| TYLER COUNTY PAYROLL | INV0070785 | 08/11/2022 | Federal Withholding | 097-21300 | 66.66 |
| TYLER COUNTY PAYROLL | INV0070786 | 08/11/2022 | Medicare | 097-21300 | 57.24 |
| TEXAS ASSOCIATION OF COU | INV0070787 | 08/11/2022 | Unemployment | 097-21340 | 6.25 |
| MISTY JOHNSTON | 7/27/22-7/28/22DJ | 08/12/2022 | MILEAGE REIMB / SUMMER Y | 097-000-42212 | 5.94 |
| TYLER COUNTY PAYROLL | INV0071031 | 08/24/2022 | PAYROLL TRANSFER | 097-29999 | 136.56 |
| TEXAS COUNTY & DISTRICT RE | INV0071015 | 08/25/2022 | Tyler County, TX Retirement | 097-21320 | 24.83 |
| TYLER COUNTY PAYROLL | INV0071017 | 08/25/2022 | FICA | 097-21300 | 19.84 |
| TYLER COUNTY PAYROLL | INV0071019 | 08/25/2022 | Medicare | 097-21300 | 4.64 |
| TEXAS ASSOCIATION OF COU | INV0071020 | 08/25/2022 | Unemployment | 097-21340 | 0.50 |
| CARD SERVICE CENTER/MAST | 7/11/22-8/10/22-0321 | 08/29/2022 | 0321/CO. CREDIT CARD | 097-000-42105 | 122.74 |
| CARD SERVICE CENTER/MAST | 7/11/22-8/10/22-0321 | 08/29/2022 | 0321/CO. CREDIT CARD | 097-000-42105 | 185.24 |
| Fund 097 - CHILD SAFETY FUND Total: | | | | | 2,750.53 |
| Grand Total: | | | | | 1,346,625.89 |

Report Summary

Fund Summary

| Fund | Expense Amount | Payment Amount |
|--|---------------------|---------------------|
| 010 - GENERAL FUND | 613,132.46 | 543,649.06 |
| 021 - ROAD & BRIDGE I | 49,333.33 | 42,684.12 |
| 022 - ROAD & BRIDGE II | 279,611.86 | 275,141.74 |
| 023 - ROAD & BRIDGE III | 72,801.89 | 64,827.07 |
| 024 - ROAD & BRIDGE IV | 74,940.40 | 67,948.54 |
| 025 - TYLER CO AIRPORT | 2,490.92 | 2,485.52 |
| 026 - TYLER CO. RODEO ARENA/FAIRGRND | 1,723.14 | 1,718.68 |
| 031 - COUNTY CLERK RMP | 3,348.02 | 3,339.88 |
| 035 - AMERICAN RESCUE PLAN ACT FUNDING | 87,280.78 | 87,280.78 |
| 036 - LIBRARY FUND | 2,933.91 | 2,933.91 |
| 039 - TXCDBG SMALL BUSINESS LOAN PRJ | 557.50 | 557.50 |
| 044 - COURTHOUSE SECURITY | 7,778.57 | 6,130.76 |
| 049 - C D A TRUST | 582.00 | 582.00 |
| 053 - ADULT PROBATION | 19,457.08 | 19,404.49 |
| 054 - JUVENILE PROBATION | 24,147.92 | 20,484.06 |
| 073 - JUSTICE COURT TECHNOLOGY FUND | 157.96 | 157.96 |
| 076 - EMERGENCY OPERATIONS CENTER | 8,266.34 | 7,566.04 |
| 089 - TYLER COUNTY NUTRITION CENTER | 2,678.69 | 2,678.69 |
| 093 - PAYROLL ACCOUNT | 92,652.59 | 92,652.59 |
| 097 - CHILD SAFETY FUND | 2,750.53 | 2,743.78 |
| Grand Total: | 1,346,625.89 | 1,244,967.17 |

Account Summary

| Account Number | Account Name | Expense Amount | Payment Amount |
|----------------|----------------------|----------------|----------------|
| 010-21300 | PAYROLL LIABILITIES | 63,578.41 | 62,320.97 |
| 010-21310 | HEALTH INSURANCE | 66,923.50 | 0.00 |
| 010-21320 | RETIREMENT | 42,495.80 | 42,495.80 |
| 010-21330 | AFLAC | 8,263.97 | 8,263.97 |
| 010-21340 | UNEMPLOYMENT | 767.96 | 0.00 |
| 010-21360 | AIR MED | 534.50 | 0.00 |
| 010-29999 | Due To Other Funds | 203,662.11 | 203,662.11 |
| 010-401-40130 | WORKERS' COMPENSATI | 9,157.50 | 9,157.50 |
| 010-401-40150 | CONTINGENCY/HOSPITA | 2,375.83 | 2,375.83 |
| 010-401-42111 | POSTAGE FOR POSTAGE | 3,383.93 | 3,383.93 |
| 010-401-42158 | ELECTION EXPENSE | 4,959.94 | 4,959.94 |
| 010-401-42231 | HOUSING OF TCSO INM | 10,225.15 | 10,225.15 |
| 010-401-42233 | TRAVEL (COUNTY REPRE | 75.00 | 75.00 |
| 010-401-42500 | COUNTY TELEPHONES | 59.39 | 59.39 |
| 010-401-42616 | ADVERTISING | 495.49 | 495.49 |
| 010-401-42628 | CONTINGENCY FOR LEG | 9,832.50 | 9,832.50 |
| 010-401-42643 | AUTOPSIES | 4,800.00 | 4,800.00 |
| 010-401-42650 | ASSOCIATION DUES | 2,906.41 | 2,906.41 |
| 010-401-42668 | INDEPENDENT AUDIT | 12,271.00 | 12,271.00 |
| 010-401-42701 | RURAL FIRE PROTECTIO | 450.00 | 450.00 |
| 010-401-48000 | MISCELLANEOUS EXPEN | 121.75 | 121.75 |
| 010-402-42100 | OFFICE SUPPLIES | 1,400.38 | 1,400.38 |
| 010-402-42500 | STATE HEALTH DEPT. | 131.76 | 131.76 |
| 010-402-42659 | TRAVEL & EDUCATION | 236.00 | 236.00 |
| 010-405-42100 | OFFICE SUPPLIES | 81.52 | 81.52 |
| 010-407-42100 | OFFICE SUPPLIES | 451.91 | 451.91 |
| 010-407-42659 | TRAVEL & EDUCATION | 586.00 | 586.00 |
| 010-408-42634 | COURT APPOINTED ATT | 6,587.04 | 6,587.04 |
| 010-408-42637 | CPS COURT APPOINTED | 9,353.75 | 9,353.75 |
| 010-408-42685 | FOOD/LODGING FOR JU | 52.12 | 52.12 |
| 010-410-42354 | COURT SUPPLEMENTS & | 17,233.91 | 17,233.91 |
| 010-411-42661 | TRAINING & EDUCATION | 963.81 | 963.81 |
| 010-412-42661 | TRAINING & EDUCATION | 288.50 | 288.50 |

Account Summary

| Account Number | Account Name | Expense Amount | Payment Amount |
|----------------|--------------------------|----------------|----------------|
| 010-414-42500 | TELEPHONE | 32.18 | 32.18 |
| 010-415-42623 | COMMITMENTS | 1,080.00 | 1,080.00 |
| 010-415-42634 | COURT APPOINTED ATT | 1,000.00 | 1,000.00 |
| 010-419-42100 | OFFICE SUPPLIES | 577.50 | 577.50 |
| 010-419-42222 | WITNESS EXPENSE | 3,889.47 | 3,889.47 |
| 010-419-42659 | TRAVEL & EDUCATION | 750.00 | 750.00 |
| 010-420-42100 | OFFICE SUPPLIES | 187.13 | 187.13 |
| 010-420-42500 | TELEPHONE | 169.85 | 169.85 |
| 010-420-42659 | TRAVEL & EDUCATION | 686.00 | 686.00 |
| 010-421-42100 | OFFICE SUPPLIES | 159.64 | 159.64 |
| 010-421-42189 | EDUCATION,GOVERNME | 1,079.30 | 1,079.30 |
| 010-422-42100 | OFFICE SUPPLIES | 143.90 | 143.90 |
| 010-422-42659 | TRAVEL & EDUCATION | 2,173.50 | 2,173.50 |
| 010-423-42100 | OFFICE SUPPLIES | 252.32 | 252.32 |
| 010-423-42659 | TRAVEL & EDUCATION | 167.55 | 167.55 |
| 010-426-42100 | OFFICE SUPPLIES | 61.50 | 61.50 |
| 010-426-42150 | UNIFORMS | 2,699.81 | 2,699.81 |
| 010-426-42398 | EVIDENCE EXPENSE | 1,209.51 | 1,209.51 |
| 010-426-42400 | GAS, OIL, GREASE | 9,557.47 | 9,557.47 |
| 010-426-42401 | TIRES, TUBES | 1,043.25 | 1,043.25 |
| 010-426-42413 | REPAIRS TO VEHICLES | 4,502.37 | 4,502.37 |
| 010-426-42500 | TELEPHONE | 1,408.53 | 1,408.53 |
| 010-426-42659 | TRAVEL & EDUCATION | 1,462.43 | 1,462.43 |
| 010-427-42108 | JAIL SUPPLIES | 3,357.66 | 3,357.66 |
| 010-427-42157 | PRISONER MEALS | 5,982.99 | 5,982.99 |
| 010-430-42100 | OFFICE SUPPLIES | 40.65 | 40.65 |
| 010-436-42617 | AID TO INDIGENTS | 50.00 | 50.00 |
| 010-439-42225 | OUT-OF-COUNTY TRAVE | 87.50 | 87.50 |
| 010-440-42101 | SUPPLIES | 11,608.92 | 11,608.92 |
| 010-440-42350 | SERVICE CONTRACTS | 8,478.09 | 8,478.09 |
| 010-440-42353 | SUPPORT SERVICES | 31,537.60 | 31,537.60 |
| 010-440-42600 | PROFESSIONAL SERVICE | 7,343.87 | 7,343.87 |
| 010-440-42677 | EQUIPMENT LEASE | 1,506.22 | 1,506.22 |
| 010-442-42106 | JANITORS SUPPLIES | 1,875.25 | 1,875.25 |
| 010-442-42150 | UNIFORMS | 80.97 | 80.97 |
| 010-442-42397 | GROUNDS MAINTENAN | 313.15 | 313.15 |
| 010-442-42400 | GAS, OIL, GREASE | 410.86 | 410.86 |
| 010-442-42411 | REPAIRS & MAINTENAN | 4,212.21 | 4,212.21 |
| 010-442-42412 | REPAIRS & MAINTENAN | 4,759.54 | 4,759.54 |
| 010-442-42413 | REPAIRS TO VEHICLES | 24.00 | 24.00 |
| 010-442-42417 | REPAIRS & MAINTENAN | 329.82 | 329.82 |
| 010-442-42419 | REPAIRS & MAINTENAN | 100.00 | 100.00 |
| 010-442-42511 | UTILITIES-JUSTICE CENTE | 5,860.03 | 5,860.03 |
| 010-442-42515 | UTILITIES-COURTHOUSE | 2,451.95 | 2,451.95 |
| 010-442-42516 | UTILITIES-COUNTY | 1,067.16 | 1,067.16 |
| 010-442-42517 | UTILITIES-TAX OFFICE | 785.29 | 785.29 |
| 010-442-42518 | UTILITIES - TYLER CO. CO | 1,518.68 | 1,518.68 |
| 010-453-43600 | SHERIFF'S CARS | 350.00 | 350.00 |
| 021-000-40120 | HOSPITALIZATION | 219.83 | 219.83 |
| 021-000-40130 | WORKERS' COMPENSATI | 1,458.00 | 1,458.00 |
| 021-000-42150 | UNIFORMS | 41.21 | 41.21 |
| 021-000-42160 | ROAD MATERIAL | 2,848.95 | 2,848.95 |
| 021-000-42400 | GAS, OIL, GREASE | 4,563.38 | 4,563.38 |
| 021-000-42401 | TIRES, TUBES | 2,387.50 | 2,387.50 |
| 021-000-42425 | MACHINERY MAINTENA | 1,220.34 | 1,220.34 |
| 021-000-42429 | TOOL & EQUIPMENT RE | 1,507.84 | 1,507.84 |
| 021-000-42510 | UTILITIES | 68.00 | 68.00 |
| 021-000-42659 | TRAVEL & EDUCATION | 667.82 | 667.82 |

Account Summary

| Account Number | Account Name | Expense Amount | Payment Amount |
|----------------|----------------------|----------------|----------------|
| 021-000-42998 | MISCELLANEOUS SUPPLI | 82.74 | 82.74 |
| 021-21300 | PAYROLL LIABILITIES | 5,273.49 | 5,273.49 |
| 021-21310 | HEALTH INSURANCE | 6,518.15 | 0.00 |
| 021-21320 | RETIREMENT | 3,760.04 | 3,760.04 |
| 021-21330 | AFLAC | 685.51 | 685.51 |
| 021-21340 | UNEMPLOYMENT | 61.06 | 0.00 |
| 021-21360 | AIR MED | 70.00 | 0.00 |
| 021-29999 | Due To Other Funds | 17,899.47 | 17,899.47 |
| 022-000-40120 | HOSPITALIZATION | 178.67 | 178.67 |
| 022-000-40130 | WORKERS' COMPENSATI | 1,458.00 | 1,458.00 |
| 022-000-42150 | UNIFORMS | 25.88 | 25.88 |
| 022-000-42160 | ROAD MATERIAL | 241,588.48 | 241,588.48 |
| 022-000-42400 | GAS, OIL, GREASE | 6,299.16 | 6,299.16 |
| 022-000-42401 | TIRES, TUBES | 188.00 | 188.00 |
| 022-000-42425 | MACHINERY MAINTENA | 1,887.35 | 1,887.35 |
| 022-000-42426 | VEGETATION CONTROL | 159.85 | 159.85 |
| 022-000-42428 | EQUIPMENT HAULING/R | 1,507.84 | 1,507.84 |
| 022-000-42500 | TELEPHONE | 137.03 | 137.03 |
| 022-000-42510 | UTILITIES | 314.93 | 314.93 |
| 022-000-42659 | TRAVEL & EDUCATION | 3,655.05 | 3,655.05 |
| 022-000-42998 | MISCELLANEOUS SUPPLI | 208.75 | 208.75 |
| 022-21300 | PAYROLL LIABILITIES | 3,561.73 | 3,475.51 |
| 022-21310 | HEALTH INSURANCE | 4,334.94 | 0.00 |
| 022-21320 | RETIREMENT | 2,396.66 | 2,396.66 |
| 022-21330 | AFLAC | 206.70 | 206.70 |
| 022-21340 | UNEMPLOYMENT | 34.96 | 0.00 |
| 022-21360 | AIR MED | 14.00 | 0.00 |
| 022-29999 | Due To Other Funds | 11,453.88 | 11,453.88 |
| 023-000-40120 | HOSPITALIZATION | 1,079.21 | 1,079.21 |
| 023-000-40130 | WORKERS' COMPENSATI | 1,458.00 | 1,458.00 |
| 023-000-42160 | ROAD MATERIAL | 387.04 | 387.04 |
| 023-000-42400 | GAS, OIL, GREASE | 10,775.62 | 10,775.62 |
| 023-000-42401 | TIRES, TUBES | 290.00 | 290.00 |
| 023-000-42425 | MACHINERY MAINTENA | 2,266.82 | 2,266.82 |
| 023-000-42429 | TOOL & EQUIPMENT RE | 1,407.86 | 1,407.86 |
| 023-000-42500 | TELEPHONE | 108.44 | 108.44 |
| 023-000-42510 | UTILITIES | 322.75 | 322.75 |
| 023-000-42659 | TRAVEL & EDUCATION | 470.00 | 470.00 |
| 023-000-42998 | MISCELLANEOUS SUPPLI | 4,636.97 | 4,636.97 |
| 023-21300 | PAYROLL LIABILITIES | 7,806.30 | 7,679.86 |
| 023-21310 | HEALTH INSURANCE | 7,666.67 | 0.00 |
| 023-21320 | RETIREMENT | 5,590.59 | 5,590.59 |
| 023-21330 | AFLAC | 728.56 | 728.56 |
| 023-21340 | UNEMPLOYMENT | 97.71 | 0.00 |
| 023-21360 | AIR MED | 84.00 | 0.00 |
| 023-29999 | Due To Other Funds | 27,625.35 | 27,625.35 |
| 024-000-40120 | HOSPITALIZATION | 1,318.34 | 1,318.34 |
| 024-000-40130 | WORKERS' COMPENSATI | 1,458.00 | 1,458.00 |
| 024-000-42150 | UNIFORMS | 1,314.67 | 1,314.67 |
| 024-000-42160 | ROAD MATERIAL | 8,698.99 | 8,698.99 |
| 024-000-42400 | GAS, OIL, GREASE | 15,854.33 | 15,854.33 |
| 024-000-42425 | MACHINERY MAINTENA | 3,005.19 | 3,005.19 |
| 024-000-42429 | TOOL & EQUIPMENT RE | 1,507.84 | 1,507.84 |
| 024-000-42510 | UTILITIES | 657.89 | 657.89 |
| 024-000-42659 | TRAVEL & EDUCATION | 715.00 | 715.00 |
| 024-000-42998 | MISCELLANEOUS SUPPLI | 154.42 | 154.42 |
| 024-21300 | PAYROLL LIABILITIES | 5,883.82 | 5,839.44 |
| 024-21310 | HEALTH INSURANCE | 6,774.38 | 0.00 |

Account Summary

| Account Number | Account Name | Expense Amount | Payment Amount |
|----------------|-----------------------|----------------|----------------|
| 024-21320 | RETIREMENT | 4,449.53 | 4,449.53 |
| 024-21330 | AFLAC | 762.19 | 762.19 |
| 024-21340 | UNEMPLOYMENT | 75.10 | 0.00 |
| 024-21360 | AIR MED | 98.00 | 0.00 |
| 024-29999 | Due To Other Funds | 22,212.71 | 22,212.71 |
| 025-000-42510 | UTILITIES | 464.15 | 464.15 |
| 025-21300 | PAYROLL LIABILITIES | 404.46 | 404.46 |
| 025-21320 | RETIREMENT | 270.05 | 270.05 |
| 025-21340 | UNEMPLOYMENT | 5.40 | 0.00 |
| 025-29999 | DUE TO OTHER FUNDS | 1,346.86 | 1,346.86 |
| 026-000-42510 | UTILITIES | 168.52 | 168.52 |
| 026-21300 | PAYROLL LIABILITIES | 340.32 | 340.32 |
| 026-21320 | RETIREMENT | 100.80 | 100.80 |
| 026-21340 | UNEMPLOYMENT | 4.46 | 0.00 |
| 026-29999 | DUE TO OTHER FUNDS | 1,109.04 | 1,109.04 |
| 031-000-42694 | PRESERVATION-ARCHIVE | 293.00 | 293.00 |
| 031-21300 | PAYROLL LIABILITIES | 453.10 | 453.10 |
| 031-21320 | RETIREMENT | 400.42 | 400.42 |
| 031-21340 | UNEMPLOYMENT | 8.14 | 0.00 |
| 031-29999 | Due To Other Funds | 2,193.36 | 2,193.36 |
| 035-000-42138 | CONTRACT MEDICAL EX | 87,280.78 | 87,280.78 |
| 036-000-48007 | LIBRARY BOOKS & SUPP | 2,933.91 | 2,933.91 |
| 039-000-44300 | LOAN REPAYMENT | 557.50 | 557.50 |
| 044-21300 | PAYROLL LIABILITIES | 1,542.72 | 1,396.10 |
| 044-21310 | HEALTH INSURANCE | 1,486.00 | 0.00 |
| 044-21320 | RETIREMENT | 1,024.59 | 1,024.59 |
| 044-21340 | UNEMPLOYMENT | 15.19 | 0.00 |
| 044-29999 | Due To Other Funds | 3,710.07 | 3,710.07 |
| 049-000-42908 | RESTITUTION MISC. EXP | 582.00 | 582.00 |
| 053-000-42104 | SUPPLIES & OPERATING | 26.17 | 26.17 |
| 053-000-42510 | UTILITIES | 85.50 | 85.50 |
| 053-000-42602 | PROFESSIONAL FEES | 3,145.00 | 3,145.00 |
| 053-000-42664 | TRAVEL/FURNISHED TRA | 592.57 | 592.57 |
| 053-21300 | PAYROLL LIABILITIES | 3,187.26 | 3,187.26 |
| 053-21320 | RETIREMENT | 1,932.30 | 1,932.30 |
| 053-21330 | AFLAC | 250.47 | 250.47 |
| 053-21340 | UNEMPLOYMENT | 38.59 | 0.00 |
| 053-21360 | AIR MED | 14.00 | 0.00 |
| 053-29999 | Due To Other Funds | 9,009.87 | 9,009.87 |
| 053-461-42510 | UTILITIES | 40.25 | 40.25 |
| 053-461-42664 | TRAVEL/FURNISHED TRA | 1,094.85 | 1,094.85 |
| 053-462-42510 | UTILITIES | 40.25 | 40.25 |
| 054-21300 | PAYROLL LIABILITIES | 4,873.89 | 4,873.89 |
| 054-21310 | HEALTH INSURANCE | 3,567.40 | 0.00 |
| 054-21320 | RETIREMENT | 3,402.74 | 3,402.74 |
| 054-21330 | AFLAC | 429.37 | 429.37 |
| 054-21340 | UNEMPLOYMENT | 68.46 | 0.00 |
| 054-21360 | AIR MED | 28.00 | 0.00 |
| 054-29999 | Due To Other Funds | 10,327.61 | 10,327.61 |
| 054-451-40130 | WORKERS' COMPENSATI | 199.50 | 199.50 |
| 054-451-42100 | SUPPLIES & OPERATING | 618.33 | 618.33 |
| 054-451-42659 | TRAVEL & TRAINING (DI | 737.46 | 737.46 |
| 054-455-40120 | HOSPITALIZATION | -1,204.84 | -1,204.84 |
| 054-455-42112 | LOCAL MONEY (DETCO | 1,100.00 | 1,100.00 |
| 073-000-42600 | PROFESSIONAL SERVICE | 157.96 | 157.96 |
| 076-000-40120 | HOSPITALIZATION | 36.60 | 36.60 |
| 076-000-42100 | OFFICE SUPPLIES | 66.36 | 66.36 |
| 076-000-42102 | EMERGENCY SUPPLIES/S | 10.99 | 10.99 |

Account Summary

| Account Number | Account Name | Expense Amount | Payment Amount |
|-----------------------|-----------------------|-----------------------|-----------------------|
| 076-000-42416 | VEHICLE OPERATIONS/M | 782.77 | 782.77 |
| 076-000-42500 | TELEPHONE | 1.29 | 1.29 |
| 076-000-42663 | TRAINING & TRAVEL REI | 1,087.79 | 1,087.79 |
| 076-000-43901 | STANDBY MAINTENANC | 87.49 | 87.49 |
| 076-21300 | PAYROLL LIABILITIES | 1,229.30 | 1,229.30 |
| 076-21310 | HEALTH INSURANCE | 676.57 | 0.00 |
| 076-21320 | RETIREMENT | 746.40 | 746.40 |
| 076-21330 | AFLAC | 74.50 | 74.50 |
| 076-21340 | UNEMPLOYMENT | 15.23 | 0.00 |
| 076-21360 | AIR MED | 8.50 | 0.00 |
| 076-29999 | Due To Other Funds | 3,442.55 | 3,442.55 |
| 089-000-42410 | REPAIRS & MAINTENAN | 88.00 | 88.00 |
| 089-000-42510 | UTILITIES | 2,590.69 | 2,590.69 |
| 093-11000 | Due From Other Funds | 92,652.59 | 92,652.59 |
| 097-000-42105 | INSTRUCTIONAL EDUCA | 307.98 | 307.98 |
| 097-000-42212 | SUMMER YOUTH TRAVE | 5.94 | 5.94 |
| 097-21300 | PAYROLL LIABILITIES | 398.62 | 398.62 |
| 097-21320 | RETIREMENT | 156.44 | 156.44 |
| 097-21340 | UNEMPLOYMENT | 6.75 | 0.00 |
| 097-29999 | DUE TO OTHER FUNDS | 1,874.80 | 1,874.80 |
| | Grand Total: | 1,346,625.89 | 1,244,967.17 |


Project Account Summary

| Project Account Key | Expense Amount | Payment Amount |
|----------------------------|-----------------------|-----------------------|
| **None** | 1,346,625.89 | 1,244,967.17 |
| Grand Total: | 1,346,625.89 | 1,244,967.17 |

Section 5

Signatures/Approvals

Respectfully Submitted,



Leann Monk, Tyler County Treasurer

This report is made in accordance with provisions of Gov. Code 2256, The Public Funds Investment Act, which requires quarterly reporting of investment transactions for county funds to the Commissioner's Court. The investments held in Tyler County's portfolio comply with the County's Investment Policy and Strategies.

**Jackie Skinner, Tyler County Auditor
Per County Investment Policy**

SWORN AND SUBSCRIBED before me by, Hon. Jacques L. Blanchette, County Judge; Hon. Joe Blacksher, Commissioner Pct. 1; Hon. Stevan Sturrock, Commissioner Pct. 2; Hon. Michael Marshall, Commissioner Pct. 3; Hon. C.I. "Buck" Hudson, Commissioner Pct. 4, County Commissioners' Court of Tyler County Woodville, Texas each and respectively, on the _____ day of _____, A.D., 2022.

Donece Gregory, Tyler County Clerk

WITNESS OUR HANDS, officially this 13th day of September, A.D., 2022.

Jacques L. Blanchette, Tyler County Judge

Joe Blacksher, Tyler County Commissioner, Pct. 1

Stevan Sturrock, Tyler County Commissioner, Pct. 2

Mike Marshall, Tyler County Commissioner, Pct. 3

C.I. "Buck" Hudson, Tyler County Commissioner, Pct. 4